



2010 ANNUAL REPORT
INCLUDING A SUMMARY OF THE 2010
ARIZONA STATEWIDE & LEGISLATIVE
ELECTIONS

PRESENTED BY THE
CITIZENS CLEAN ELECTIONS COMMISSION

2010 Annual Report

INCLUDING A SUMMARY OF THE 2010 ARIZONA STATEWIDE
& LEGISLATIVE ELECTIONS

PRESENTED BY THE
CITIZENS CLEAN ELECTIONS COMMISSION

The Annual Report will be submitted to the Governor, the President of the Arizona State Senate, and the Speaker of the State House of Representatives. This report made available online at

www.azcleanelections.gov.

Table of Contents

Letter from the Chairman	1
Voter Education & Outreach	2
2010 Election Summary	8
Enforcement & Litigation	28
Rulemaking & Legislation	30
Financial Information	31
Commission & Staff	33
Looking Forward	36

Letter from the Chairman

Janice K. Brewer
Governor

Todd F. Lang
Executive Director



Jeffrey Fairman
Chair

Lori S. Daniels
Louis Hoffman
Timothy J. Reckart
Commissioners

State of Arizona
Citizens Clean Elections Commission

1616 W. Adams - Suite 110 - Phoenix, Arizona 85007 - Tel (602) 364-3477 - Fax (602) 364-3487 - www.azcleelections.gov

February 17, 2011

The Honorable Janice K. Brewer
Governor of Arizona
1700 West Washington
Phoenix, Arizona 85007

Dear Governor Brewer:

We are pleased to submit, for your information, the 2010 Annual Report for the Citizens Clean Elections Commission, pursuant to Arizona Revised Statutes (A.R.S.) § 16-956(A) (5). The Annual Report describes the activities performed by the Commission in the last calendar year.

With the knowledge and experience gained through prior years, the Commission strives to continuously improve a public funding system that has become the role model for states across the country.

The Commission accomplished its goals in 2010, and looks forward to a productive and successful year in 2011.

Respectfully Yours,

Jeffrey Fairman
Chairman

Voter Education & Outreach

The Commission spends at least 10% of the expenditure cap on voter education. Outreach in 2010 consisted of speaking engagements to high schools and other interested parties. In addition, the Commission continued to keep the media and the public informed of the latest issues that impact the Clean Elections Act. This was accomplished through a myriad of press releases, letters to the editor as well as opinion pieces. The articles were printed locally as well as nationally having been printed in papers in Nevada and Hawaii among others. Additionally, the information was also made available on the Commission's website to give those that did not see it in its original printing an opportunity to read the Commission's response.

The Commissions Education and Outreach for 2010 included:

- Closed Door Syndrome Campaign
- Candidate Debates
- Candidate Statement Pamphlet
- Website & Social Media

Educating the Voters. *Educating the Candidates.*

In addition to educating the voters, the Commission strives to educate candidates running for office.

In 2010, the Commission hosted 16 candidate training workshops. 129 candidates attended the workshops in person. In addition, the Commission also conducted online Candidate Workshops, where 119 candidates attended.

“Closed Door Syndrome” Campaign



The Commission developed a new educational campaign entitled “Closed Door Syndrome.”

The campaign was designed around the idea that the political process was closed to the average Arizonan, much like a door. But with the aid of Clean Elections, the door, and the political process, is now open for everyone.

The campaign used television, radio and print media to get the message out to the public. In addition, the campaign also utilized the Internet through banner ads as well as YouTube.

The Commission, for the first time, began working with Arizona State University as well as the University of Arizona athletics. Working with the two athletic departments, the Commission was able to get the “Closed Door Syndrome” campaign out to a new audience. The campaign was featured on the two universities’ athletics websites, as well as 30 second radio spots and 10 second in-game announcements. In addition, the Commission’s logo was prominently displayed on the large overhead scoreboard in both basketball arenas as well as during all home football games.

Candidate Debates

The Commission was proud to sponsor the 2010 statewide and legislative debates. The debates occurred throughout Arizona. The debate planning process included soliciting sponsors, developing the questions for the debates, finding locations within each legislative district as well as working with KAET-Channel 8 to televise all of the statewide debates.

The Commission sponsored 34 Primary election debates and 31 General election debates. All of the debates were videotaped and made available on the Commission's website.

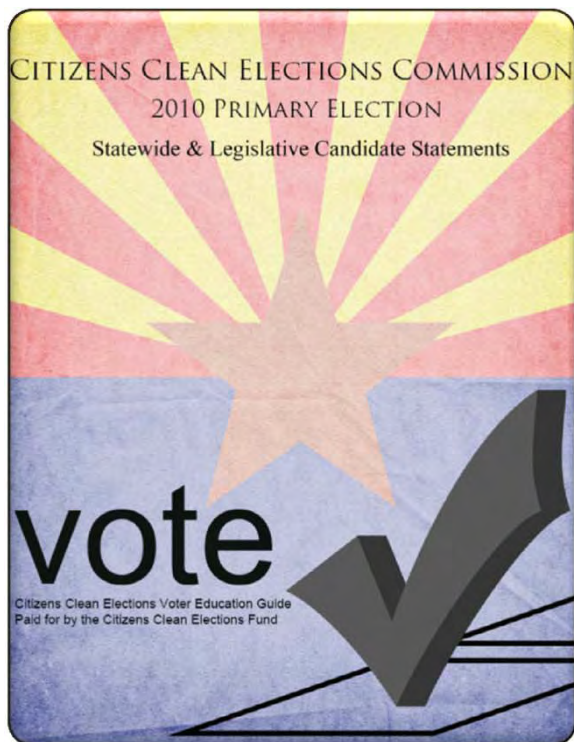


2010 General election Gubernatorial Debate

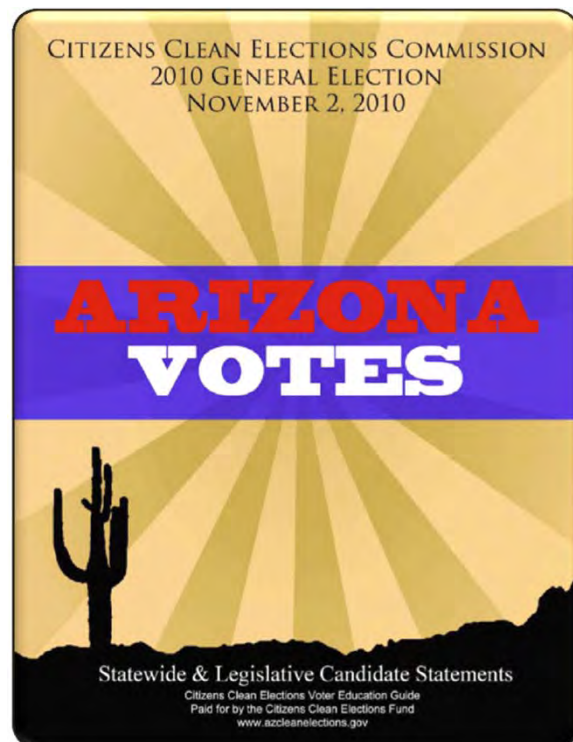


2010 General election District 24 Debate

Candidate Statement Pamphlets



Primary Election
Candidate Statement Pamphlet



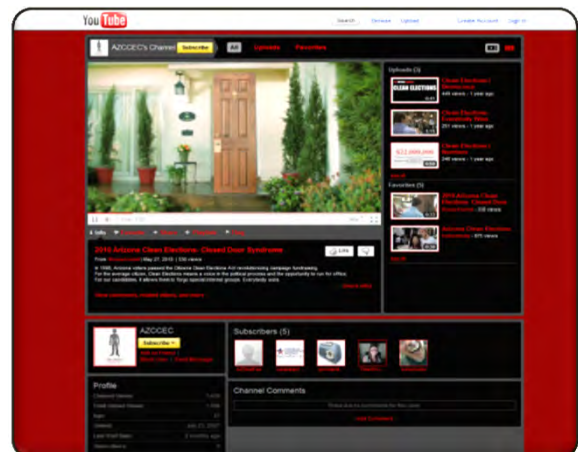
General Election
Candidate Statement Pamphlet

Two separate Candidate Statement Pamphlets were created, printed and distributed in 2010. Each pamphlet contained a 200-word statement and picture from statewide and legislative candidates. Submission of a statement and picture is not a requirement for using the Clean Elections system. 1.8 million copies of the Primary pamphlet were distributed to the registered voters in Arizona while an additional 1.8 million copies were distributed in the General election. In addition to the candidates' statements and photos, the pamphlet also contained information on who to contact to locate polling places and how to request an early ballot.

Website & Social Media



Commission Website
www.azcanelections.gov



YouTube
www.youtube.com/azcccec



Twitter
www.twitter.com/azcccec



Facebook
<http://www.facebook.com/group.php?v=wall&gid=66573672737>

The Commission continued to increase its online presence. Social media sites such as Twitter and Facebook allow instant communication to the public.


The Commission also expanded its website to allow the public to sort through election data from current and past election cycles. The Commission 's website received 72,000 page visits throughout 2010, the majority of which were to view candidate debates.

Candidate Training Materials

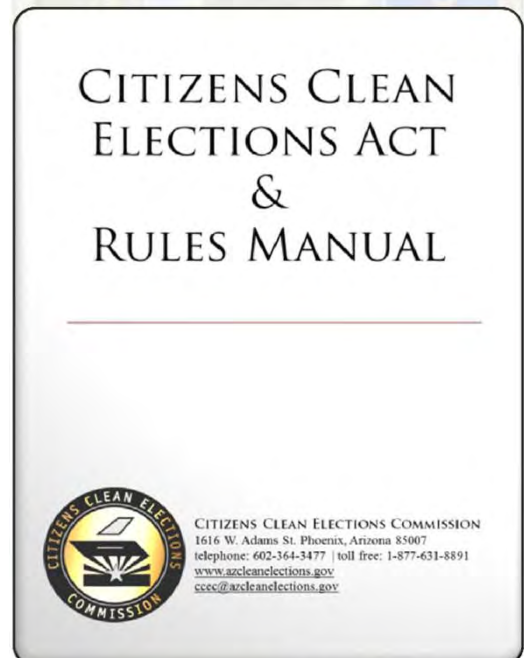
Education is a key component to the Commission's mission. Whether it is speaking to interested groups or conducting candidate training workshops the Commission continues to ensure that the public is well informed on Clean Elections.

To assist the candidates as they begin to navigate the political campaign process, the Commission develops, each election cycle, a Candidate Guide. The Guide breaks the Clean Election system down and provides basic information that a candidate needs as he or she runs for office. The Guide includes important dates when reports must be filed, how to properly fill out the Application for Certification to become a Clean Elections candidate and how to qualify for funding among many other items.

In addition, the Commission also produces an Act and Rules Manual. The Act and Rules Manual is a copy of the entire statute that created the Clean Elections Act as well as all of the rules that the Commission has created to further the Act. Both the Candidate Guide and the Act and Rules Manual are available in a print version as well as on-line on the Commission's website.



Participating Candidate Guide



Citizens Clean Elections Act & Rules Manual

2010 Election Summary

During the Primary election 274 candidates sought statewide and legislative offices, with 124 of those participating in the Clean Elections system. This equated to a 45% of participation rate in the Clean Elections program.

During the General election there were 171 candidates for statewide and legislative offices, 84 of which were participating candidates, equaling a 49% participation rate in the Clean Elections program.

In 2010 \$9.2 million in candidate funding was disbursed, resulting in more political speech and more choices for Arizona voters.

On the following pages is a listing of every candidate for Statewide or Legislative office who raised funds and qualified for the ballot. Please note that for the office of House of Representatives, there are two seats within each district. This listing is compiled using data provided at www.azsos.gov. The graphs include data from the Primary and General election combined.

Participating Candidates *The Numbers*

Since the inception of Clean Elections, 624 candidates have participated in the program.

37 sitting legislative and senate officeholders participated in the Clean Elections program in 2010.

8 of 11 statewide officeholders were elected to their current term using Clean Elections.

Participation Over The Years

2000

Primary Election Participation: 26%

General Election Participation: 29%

2002

Primary Election Participation: 56%

General Election Participation: 52%

2004

Primary Election Participation: 61%

General Election Participation: 56%

2006

Primary Election Participation: 60%

General Election Participation: 60%

2008

Primary Election Participation: 62%

General Election Participation: 66%

2010

Primary Election Participation: 45%

General Election Participation: 49%

Governor

- Incumbent Governor Jan Brewer defeated Republican challengers State Treasurer Dean Martin, Buz Mills and Mathew Jette.
- State Attorney General Terry Goddard was unopposed in the Democratic Primary election.
- Larry Gist was unopposed in the Green Party Primary election.
- Libertarian Barry Hess defeated Primary election challengers Ronald Cavanaugh, Bruce Olsen and Alvin Yount.
- Governor Jan Brewer defeated State Attorney General Terry Goddard, Barry Hess and Larry Gist in the General election.

Name	Party	Funding Type	Income	Expenses	IE Supporting	IE Opposing
BREWER, GOVERNOR JAN	Rep	Participating	\$1,820,004	\$1,820,004	\$139,861	\$200,451
GIST, LARRY	Grn	Traditional	\$25,467	\$40,918	\$0	\$75
GODDARD, TERRY	Dem	Participating	\$1,819,657	\$1,811,910	\$9,767	\$0
HESS, BARRY	Lib	Traditional	\$5,615	\$7,135	\$0	\$0
JETTE, MATTHEW TODD	Rep	Traditional	\$14,654	\$14,654	\$0	\$0
MARTIN, DEAN	Rep	Participating	\$251,677	\$251,677	\$0	\$0
MILLS, BUZ	Rep	Traditional	\$3,388,436	\$3,387,877	\$0	\$0
OLSEN, BRUCE	Lib	Traditional	\$2,350	\$2,607	\$0	\$0
YOUNT, ALVIN RAY M.A.	Lib	Traditional	\$1,251	\$1,251	\$0	\$0

Secretary of State

- Incumbent Secretary of State Ken Bennett was unopposed in the Republican Primary election.
- Democrat Chris Deschene defeated Sam Wercinski.
- Secretary of State Ken Bennett defeated State Representative Chris Deschene in the General election.

Name	Party	Funding Type	Income	Expenses	IE Supporting	IE Opposing
BENNETT, KEN	Rep	Participating	\$500,858	\$501,465	\$10,561	\$0
DESCHENE, CHRISTOPHER	Dem	Traditional	\$187,710	\$187,432	\$129,969	\$0
WERCINSKI, SAM	Dem	Traditional	\$258,941	\$258,941	\$1,540	\$0

*Independent Expenditures are third-party expenditures supporting or opposing a candidate.
 Election Data Retrieved from www.azsos.gov.

State Attorney General

- Felecia Rotellini defeated State Representative David Lujan and Vince Rabago in the Democratic Primary election.
- State Superintendent Tom Horne defeated Maricopa County Attorney Andrew Thomas in the Republican Primary election.
- Superintendent Tom Horne defeated Felecia Rotellini in the General election.

Name	Party	Funding Type	Income	Expenses	IE Supporting	IE Opposing
HORNE, THOMAS	Rep	Traditional	\$886,094	\$886,032	\$40,210	\$0
LUJAN, DAVID	Dem	Participating	\$219,297	\$219,297	\$0	\$0
OLADIRAN, TAJUDEEN	Lib	Traditional	\$327	\$327	\$0	\$0
RABAGO, VINCE	Dem	Participating	\$243,110	\$243,110	\$0	\$0
ROTELLINI, FELECIA ANN	Dem	Traditional	\$699,739	\$693,229	\$0	\$0
THOMAS, ANDREW P.	Rep	Participating	\$224,643	\$224,643	\$0	\$0

State Treasurer

- Democrat Andrei Cherney was unopposed in the Primary election.
- Republican Doug Ducey defeated Ted Carpenter, State Senator Barbara Leff and State Senator Thayer Vershoor in the Primary election.
- Doug Ducey defeat Andrei Cherni in the General election.

Name	Party	Funding Type	Income	Expenses	IE Supporting	IE Opposing
CARPENTER, THEODORE W MR.	Rep	Traditional	\$5,900	\$2,682	\$0	\$0
CHERNY, ANDREI	Dem	Traditional	\$1,018,247	\$983,558	\$0	\$0
DUCEY, DOUG	Rep	Traditional	\$1,193,135	\$1,183,680	\$579	\$103,500
LEFF, BARBARA	Rep	Participating	\$114,951	\$114,951	\$0	\$0
VERSCHOOR, THAYER	Rep	Traditional	\$40,275	\$39,722	\$840	\$0
WARING, JAMES	Rep	Traditional	\$13,858	\$13,858	\$0	\$0

Superintendent of Public Instruction

- Democrat Penny Kotterman defeated Jason Williams in the Primary election.
- Republican State Senator John Huppenthal defeated Margaret Dugan and Beth Price in the Primary election.
- Republican State Senator John Huppenthal defeated Democrat Penny Kotterman in the General election.

Name	Party	Funding Type	Income	Expenses	IE Supporting	IE Opposing
DUGAN, MARGARET G	Rep	Participating	\$112,645	\$112,645	\$0	\$0
HUPPENTHAL, JOHN	Rep	Participating	\$253,601	\$253,601	\$63,732	\$0
KOTTERMAN, PENNY	Dem	Traditional	\$226,770	\$226,306	\$97,874	\$0
PRICE, BETH NMN DR.	Rep	Traditional	\$6,994	\$6,994	\$0	\$0
WILLIAMS, JASON	Dem	Participating	\$114,526	\$114,455	\$0	\$0

*Independent Expenditures are third-party expenditures supporting or opposing a candidate.
Election Data Retrieved from www.azsos.gov.

State Mine Inspector

- Incumbent Mine Inspector Joe Hart was unopposed in the Republican Primary election.
- Democrat Manuel Cruz was unopposed in the Primary election.
- Incumbent Mine Inspector Joe Hart defeated Manuel Cruz in the General election.

Name	Party	Funding Type	Income	Expenses	IE Supporting	IE Opposing
CRUZ, MANUEL OROZCO	Dem	Participating	\$120,079	\$120,024	\$0	\$0
HART, JOE	Rep	Traditional	\$32,841	\$31,271	\$8,079	\$0

State Corporation Commission - 2 Seats

- Democrats State Representative David Bradley and State Senator Jorge Luis Garcia defeated Renz Jennings in the Primary election.
- Republicans Brenda Burns and Corporation Commissioner Gary Pierce defeated Barry Wong in the Primary election.
- Brenda Burns and Corporation Commissioner Gary Pierce won the General election.

Name	Party	Funding Type	Income	Expenses	IE Supporting	IE Opposing
BRADLEY, DAVID	Dem	Participating	\$239,391	\$239,284	\$0	\$0
BURNS, BRENDA	Rep	Participating	\$261,845	\$261,845	\$77,479	\$0
GARCIA, JORGE LUIS	Dem	Traditional	\$7,955	\$2,523	\$0	\$0
JENNINGS, RENZ	Dem	Participating	\$124,005	\$124,005	\$0	\$0
PIERCE, GARY	Rep	Participating	\$249,220	\$250,955	\$77,479	\$0
WONG, BARRY	Rep	Participating	\$114,850	\$114,850	\$0	\$0

Senate District 1

- Incumbent State Senator Steve Pierce was unopposed in the Republican Primary election.
- Robert Donahue was unopposed in the Democrat Primary election.
- State Senator Steve Pierce defeated Robert Donahue in the General election.

Name	Party	Funding Type	Income	Expenses	IE Supporting	IE Opposing	Office
DONAHUE, ROBERT W.	Dem	Participating	\$35,848	\$35,848	\$0	\$0	Senator Dist 1
PIERCE, STEPHEN M	Rep	Traditional	\$81,920	\$25,185	\$2,665	\$0	Senator Dist 1

House of Representatives District 1

- Republicans State Representative Andy Tobin and Karen Fann defeated Noel Campbell.
- Democrat Lindsay Bell was unopposed the Primary election.
- Republicans State Representative Andy Tobin and Karen Fann won the General election.

Name	Party	Funding Type	Income	Expenses	IE Supporting	IE Opposing
BELL, LINDSAY	Dem	Participating	\$39,234	\$39,126	\$0	\$0
CAMPBELL, NOEL	Rep	Participating	\$23,253	\$23,253	\$154	\$0
FANN, KAREN ELIZABETH MS.	Rep	Traditional	\$74,776	\$73,915	\$15,427	\$0
TOBIN, ANDY	Rep	Traditional	\$87,861	\$85,745	\$7,599	\$0

*Independent Expenditures are third-party expenditures supporting or opposing a candidate.

Election Data Retrieved from www.azsos.gov.

Senate District 2

- Jack Jackson Jr. defeated Kee Allen Begay, Jr., Gloria Hale-Showalter and Sylvia Laughter in the Democratic Primary election.
- Jack Jackson, Jr. was unopposed in the General Election.

Name	Party	Funding Type	Income	Expenses	IE Supporting	IE Opposing
BEGAY, KEE ALLEN JR	Dem	Participating	\$21,479	\$21,463	\$0	\$0
HALE-SHOWALTER, GLORIA ANN	Dem	Participating	\$586	\$586	\$6,536	\$0
JACKSON, JACK C JR	Dem	Participating	\$26,304	\$26,272	\$4,341	\$0
LAUGHTER, SYLVIA	Dem	Traditional	\$16,110	\$11,187	\$11,802	\$7,031

House of Representatives District 2

- Incumbent State Representative Tom Chabin and State Senator Albert Hale defeated Patrick Carr and Albert Tom in the Democratic Primary election.
- Libertarian Frank Mulligan was unopposed in the Primary election.
- Incumbent State Representative Tom Chabin and State Senator Albert Hale won the General election.

Name	Party	Funding Type	Income	Expenses	IE Supporting	IE Opposing
CARR, PATRICK J.	Dem	Traditional	\$2,667	\$2,764	\$0	\$0
CHABIN, TOM	Dem	Participating	\$39,005	\$37,558	\$4,341	\$0
HALE, ALBERT	Dem	Traditional	\$1,950	\$1,960	\$0	\$0
MULLIGAN, FRANK	Lbt	Traditional	\$500 Threshold Exemption Filer			
TOM, ALBERT	Dem	Traditional	\$2,000	\$1,000	\$0	\$0

Senate District 3

- Republican Senator Ron Gould and Democrat Beth Weisser were unopposed in the Primary election.
- State Senator Ron Gould defeated Beth Weisser in the General election.

Name	Party	Funding Type	Income	Expenses	IE Supporting	IE Opposing
GOULD, RON	Rep	Traditional	\$15,788	\$15,136	\$0	\$0
WEISSER, BETH L	Dem	Participating	\$34,643	\$34,574	\$0	\$0

House of Representatives District 3

- State Representatives Doris Goodale and Nancy McLain defeated Ray Cullison in the Republican Primary election.
- State Representatives Doris Goodale and Nancy McLain were unopposed in the General

Name	Party	Funding Type	Income	Expenses	IE Supporting	IE Opposing
CULLISON, RAY II	Rep	Participating	\$21,503	\$21,503	\$667	\$0
GOODALE, DORIS	Rep	Participating	\$23,268	\$23,268	\$44	\$0
MCLAIN, NANCY	Rep	Traditional	\$25,204	\$27,009	\$0	\$4,724

*Independent Expenditures are third-party expenditures supporting or opposing a candidate.
Election Data Retrieved from www.azsos.gov.

Senate District 4

- Scott Bundaard defeated Tony Bouie and Shawn Kohner in the Republican Primary election.
- Democrat Sue Dolphin was unopposed in the Democratic Primary election.
- Scott Bundaard defeated Sue Dolphin in the General election.

Name	Party	Funding Type	Income	Expenses	IE Supporting	IE Opposing
BOUIE, TONY V	Rep	Traditional	\$16,263	\$24,362	\$0	\$0
BUNDGAARD, SCOTT	Rep	Traditional	\$53,613	\$34,940	\$247	\$0
DOLPHIN, SUE	Dem	Participating	\$38,957	\$38,957	\$154	\$0
KOHNER, SHAWN	Rep	Traditional	\$54,970	\$54,970	\$0	\$0

House of Representatives District 4

- State Representative Judy Burgess and State Senator Jack Harper defeated Eric Sheats and Tim Zobel in the Republican Primary election.
- Karina Guerrero was unopposed in the Democratic Primary election.
- State Representative Judy Burgess and State Senator Jack Harper won the General election.

Name	Party	Funding Type	Income	Expenses	IE Supporting	IE Opposing
BURGES, JUDY	Rep	Participating	\$39,398	\$39,313	\$114	\$0
GUERRERO, KARINA L	Dem	Participating	\$40,356	\$40,356	\$0	\$0
HARPER, JACK	Rep	Traditional	\$22,931	\$23,356	\$0	\$3,090
SHEATS, ERIC	Rep	Traditional	\$4,584	\$4,584	\$0	\$0
ZOBEL, TIMOTHY ALLEN	Rep	Traditional	\$5,597	\$5,588	\$0	\$0

Senate District 5

- Republican State Senator Sylvia Allen defeated State Representative Bill Konopnicki in the Primary election.
- Elaine Bohlmeier was unopposed in the Democratic Primary election.
- State Senator Sylvia Allen defeated Elaine Bohlmeier in the General election.

Name	Party	Funding Type	Income	Expenses	IE Supporting	IE Opposing
ALLEN, SYLVIA TENNEY	Rep	Traditional	\$75,576	\$70,670	\$9,339	\$0
BOHLMeyer, ELAINE	Dem	Participating	\$37,978	\$37,978	\$0	\$0
KONOPNICKI, BILL	Rep	Traditional	\$131,364	\$152,158	\$6,866	\$7,511

House of Representatives District 5

- Republicans Brenda Barton and Chester Crandall defeated Keith Alexander in the Primary election.
- Democrats Bill Shumway and Prescott Winslow were unopposed in the Primary election.

Name	Party	Funding Type	Income	Expenses	IE Supporting	IE Opposing
ALEXANDER, KEITH	Rep	Traditional	\$7,690	\$7,494	\$900	\$0
BARTON, BRENDA MS.	Rep	Participating	\$38,314	\$38,314	\$5,498	\$0
CRANDELL, CHESTER J	Rep	Participating	\$35,636	\$31,717	\$6,398	\$0
SHUMWAY, BILL	Dem	Participating	\$37,808	\$37,808	\$0	\$0
WINSLOW, PRESCOTT	Dem	Participating	\$36,331	\$36,331	\$0	\$0

*Independent Expenditures are third-party expenditures supporting or opposing a candidate.

Election Data Retrieved from www.azsos.gov.

Senate District 6

- State Senator Lori Klein defeated David Braswell in the Republican Primary election.
- Pat Flickner was unopposed in the Democratic Primary election.
- State Senator Lori Klein defeated Pat Flickner in the General election.

Name	Party	Funding Type	Income	Expenses	IE Supporting	IE Opposing
BRASWELL, DAVID	Rep	Traditional	\$49,428	\$49,428	\$28,748	\$0
FLICKNER, PAT	Dem	Participating	\$1,981	\$1,755	\$0	\$0
KLEIN, LORI	Rep	Traditional	\$51,244	\$40,055	\$290	\$0

House of Representatives District 6

- Democrat Teri Conrad was unopposed in the Primary election.
- Republican State Representatives Carl Seel and Amanda Reeve defeated David Fitzgerald, Steven Kaiser, John Kowalski, Rick Robinson and Clint Van Wuffen in the Primary election.
- Representatives Carl Seel and Amanda Reeve won the General election.

Name	Party	Funding Type	Income	Expenses	IE Supporting	IE Opposing
CONRAD, TERI	Dem	Participating	\$22,929	\$22,929	\$154	\$0
FITZGERALD, DAVID	Rep	Traditional	\$19,960	\$18,379	\$42	\$856
KAISER, STEVEN HENRY	Rep	Traditional	\$10,426	\$10,426	\$154	\$0
KOWALSKI, JOHN ADAM	Rep	Traditional	\$24,310	\$24,310	\$0	\$0
REEVE, AMANDA A	Rep	Traditional	\$53,380	\$51,035	\$21,746	\$0
ROBINSON, RICK	Rep	Participating	\$24,739	\$24,737	\$0	\$0
SEEL, CARL	Rep	Participating	\$40,673	\$38,465	\$1,951	\$856
VAN WUFFEN, CLINTON J	Rep	Traditional	\$5,899	\$4,839	\$0	\$0

Senate District 7

- State Senator Nancy Barto defeated State Representative Ray Barnes, Brad Buch and Robert Green in the Republican Primary election.
- Democrat Eric Shelley was unopposed in the Primary election.
- State Senator Nancy Barto defeated Eric Shelley in the General election.

Name	Party	Funding Type	Income	Expenses	IE Supporting	IE Opposing
BARNES, RAY	Rep	Traditional	\$13,616	\$13,616	\$295	\$0
BARTO, NANCY K	Rep	Traditional	\$76,055	\$61,263	\$7,958	\$0
BUCH, BRAD NEIL	Rep	Traditional	\$3,460	\$3,460	\$0	\$0
GREEN, ROBERT	Rep	Traditional	\$2,412	\$2,412	\$0	\$0
SHELLEY, ERIC	Dem	Participating	\$24,103	\$22,839	\$0	\$0

*Independent Expenditures are third-party expenditures supporting or opposing a candidate.
Election Data Retrieved from www.azsos.gov.

House of Representatives District 7

- Republicans Heather Carter and David Smith defeated Craig Barton, Kristen Burroughs, Michael Coskun, Michael Farrar and Howard Sprague in the Primary election.
- Democrats Donald Chilton and Peter Royers were unopposed in the Primary election.
- Libertarian James Iannuzo was unopposed in the Primary election.
- Heather Carter and David Smith won the General election.

Name	Party	Funding Type	Income	Expenses	IE Supporting	IE Opposing
BARTON, CRAIG	Rep	Traditional	\$13,676	\$13,676	\$0	\$0
BURROUGHS, KRISTEN	Rep	Traditional	\$27,283	\$27,283	\$15,510	\$0
CARTER, HEATHER	Rep	Traditional	\$41,233	\$36,859	\$6,272	\$0
CHILTON, DONALD GEORGE	Dem	Participating	\$24,546	\$24,546	\$0	\$0
COSKUN, MICHAEL	Rep	Traditional	\$26,222	\$23,814	\$0	\$0
FARRAR, MICHAEL EDWARD	Rep	Traditional	\$6,695	\$6,694	\$0	\$0
IANNUZO, JAMES	Lib	Traditional	\$663	\$663	\$0	\$0
ROYERS, PETER JOSEPH	Dem	Participating	\$22,940	\$22,576	\$0	\$0
SMITH, DAVID BURNELL MR.	Rep	Traditional	\$43,823	\$40,909	\$29	\$1,637
SPRAGUE, HOWARD LEE	Rep	Traditional	\$6,949	\$6,949	\$29	\$0

Senate District 8

- Republican State Representative Michelle Reagan and Democrat Stuart Turnansky were unopposed in their Primary elections.
- State Representative Michelle Reagan defeated Stuart Turnansky in the General election.

Name	Party	Funding Type	Income	Expenses	IE Supporting	IE Opposing
REAGAN, MICHELE	Rep	Traditional	\$125,108	\$99,326	\$99	\$0
TURNANSKY, STUART	Dem	Participating	\$35,818	\$31,569	\$0	\$0

House of Representatives District 8

- State Representative John Kavanagh and Michelle Ugenti defeated Michael Blaire, Ray Mahoubi, Paula Pennypacker, and Eric Ulis in the Republican Primary election.
- Democrat John Kriekard was unopposed in the Primary election.
- State Representative John Kavanagh and Michelle Ugenti won the General election.

Name	Party	Funding Type	Income	Expenses	IE Supporting	IE Opposing
BLAIRE, MICHAEL	Rep	Traditional	\$61,186	\$61,186	\$4,299	\$0
KAVANAGH, JOHN	Rep	Participating	\$39,348	\$39,285	\$99	\$0
KRIEKARD, JOHN ALAN	Dem	Participating	\$39,322	\$39,322	\$0	\$0
LOBIANCO, PAUL PHILLIP	Rep	Traditional	\$929	\$250	\$0	\$0
MAHOUBI, RAY R	Rep	Traditional	\$23,087	\$23,087	\$0	\$0
PENNYPACKER, PAULA ANNE MS	Rep	Participating	\$22,614	\$22,409	\$0	\$0
UGENTI, MICHELLE B	Rep	Participating	\$38,720	\$38,151	\$0	\$0
ULIS, ERIC JOHN	Rep	Traditional	\$25,924	\$25,924	\$0	\$0

*Independent Expenditures are third-party expenditures supporting or opposing a candidate.

Election Data Retrieved from www.azsos.gov.

Senate District 9

- Republican State Representative Rick Murphy, Democrat Sheri Van Horsen and Libertarian Michael Patti were all unopposed in their Primary elections.
- State Representative Rick Murphy defeated Sheri Van Horsen and Michael Patti in the General election.

Name	Party	Funding Type	Income	Expenses	IE Supporting	IE Opposing
MURPHY, RICK	Rep	Traditional	\$32,809	\$7,391	\$0	\$0
PATTI, MICHAEL	Lbt	Traditional	\$500 Threshold Exemption Statement Filer			
VAN HORSEN, SHERI	Dem	Participating	\$36,599	\$36,599	\$0	\$0

House of Representatives District 9

- Shirley McAllister was unopposed in the Democratic Primary election.
- State Representative Debbie Lesko and Richard Gary defeated Diane Douglas in the Republican Primary election.
- State Representative Debbie Lesko and Richard Gray won the General election.

Name	Party	Funding Type	Income	Expenses	IE Supporting	IE Opposing
DOUGLAS, DIANE	Rep	Participating	\$25,219	\$25,219	\$651	\$0
GRAY, L. RICHARD	Rep	Participating	\$37,318	\$37,134	\$99	\$0
LESKO, DEBBIE	Rep	Participating	\$39,197	\$39,056	\$99	\$0
MARTIN, NATHANIEL	Rep	Traditional	\$38	\$38	\$0	\$0
MCALLISTER, SHIRLEY	Dem	Participating	\$39,542	\$39,525	\$0	\$0

Senate District 10

- Republican State Senator Linda Gray and Democrat Justin Johnson were unopposed in their Primary elections.
- State Senator Linda Gray defeat Justin Johnson in the General election.

Name	Party	Funding Type	Income	Expenses	IE Supporting	IE Opposing
GRAY, LINDA	Rep	Participating	\$38,400	\$38,400	\$27,269	\$28,177
JOHNSON, JUSTIN	Dem	Traditional	\$137,370	\$135,385	\$5,629	\$11,529

House of Representatives District 10

- State Representatives Jim Weiers and Kimberly Yee defeated Bill Adams and Doug Quelland in the Republican Primary election.
- Aaron Jahneke and Jackie Thrasher were unopposed in the Democratic Primary election.
- State Representatives Jim Weiers and Kimberly Yee won the General election.

Name	Party	Funding Type	Income	Expenses	IE Supporting	IE Opposing
ADAMS, BILL	Rep	Participating	\$17,929	\$17,929	\$0	\$0
JAHNEKE, AARON	Dem	Participating	\$37,208	\$37,211	\$154	\$5,155
QUELLAND, DOUG	Rep	Participating	\$14,940	\$14,940	\$0	\$1,056
THRASHER, JACKIE	Dem	Participating	\$39,688	\$39,688	\$154	\$21,408
WEIERS, JAMES	Rep	Traditional	\$59,837	\$56,248	\$17,370	\$75
YEE, KIMBERLY	Rep	Traditional	\$52,313	\$51,742	\$24,656	\$0

*Independent Expenditures are third-party expenditures supporting or opposing a candidate.

Election Data Retrieved from www.azsos.gov.

Senate District 11

- Republican State Representative Adam Driggs defeated Rich Davis and Andrew Smigielski in the Primary election.
- Democrat Rita Dickinson was unopposed in the Primary election.
- State Representative Adam Driggs defeated Rita Dickinson in the General election.

Name	Party	Funding Type	Income	Expenses	IE Supporting	IE Opposing
DAVIS, RICH	Rep	Traditional	\$94,395	\$94,389	\$0	\$0
DICKINSON, RITA	Dem	Participating	\$39,974	\$38,169	\$154	\$0
DRIGGS, ADAM	Rep	Traditional	\$109,395	\$107,781	\$57,109	\$0
SMIGIELSKI, ANDREW	Rep	Traditional	\$6,650	\$6,650	\$0	\$0

House of Representatives District 11

- Republicans Eric West and Kate Brophy McGee defeated Shawna Bolick, Beverly Kraft and Dusti Morris in the Primary election.
- Representative Eric Meyer was unopposed in the Democratic Primary election.
- State Representative Eric Meyer and Kate Brophy McGee won the General election.

Name	Party	Funding Type	Income	Expenses	IE Supporting	IE Opposing
BOLICK, SHAWNNA	Rep	Traditional	\$100,931	\$89,142	\$1,833	\$0
KRAFT, BEVERLY	Rep	Participating	\$25,699	\$25,699	\$154	\$0
MCGEE, KATE BROPHY	Rep	Traditional	\$163,181	\$157,735	\$9,785	\$0
MEYER, ERIC	Dem	Traditional	\$105,572	\$103,531	\$21,750	\$16,285
MORRIS, DUSTI LEEANN	Rep	Traditional	\$5,364	\$5,364	\$0	\$0
WEST, ERIC	Rep	Participating	\$39,368	\$39,368	\$2,570	\$0

Senate District 12

- Republican State Senator John Nelson defeated Eve Nunez and Clark Silver in the Primary election.
- Democrat Tyler Kissell and Libertarian Michael White were unopposed in the Primary election.
- State Senator John Nelson defeated Tyler Kissell and Michael White in the General election.

Name	Party	Funding Type	Income	Expenses	IE Supporting	IE Opposing
KISSELL, TYLER	Dem	Participating	\$37,618	\$36,050	\$154	\$6,903
NELSON, JOHN	Rep	Traditional	\$78,005	\$80,566	\$11,948	\$0
NUNEZ, EVANGELINE	Rep	Participating	\$16,334	\$16,334	\$0	\$0
SILVER, CLARK	Rep	Participating	\$16,503	\$16,503	\$0	\$0
WHITE, MICHAEL	Lbt	Traditional	\$500 Threshold Exemption Statement Filer			

*Independent Expenditures are third-party expenditures supporting or opposing a candidate.
 Election Data Retrieved from www.azsos.gov.

House of Representatives District 12

- Angela Coteria was unopposed in the Democratic Primary election.
- Green Party Justin Dahl was unopposed in the Primary election.
- State Representatives Steve Montenegro and Jerry Weiers were unopposed in the Republican Primary election.
- State Representatives Steve Montenegro and Jerry Weiers won the General election.

Name	Party	Funding Type	Income	Expenses	IE Supporting	IE Opposing
COTERA, ANGELA S	Dem	Participating	\$39,986	\$39,860	\$154	\$8,797
DAHL, JUSTIN	Grn	Traditional	\$500 Threshold Exemption Statement Filer			
MONTENEGRO, STEVE B	Rep	Traditional	\$55,988	\$44,819	\$1,909	\$0
WEIERS, JERRY P	Rep	Traditional	\$37,522	\$29,073	\$1,886	\$0

Senate District 13

- Democrat Steve Gallardo was unopposed in both the Primary and General elections

Name	Party	Funding Type	Income	Expenses	IE Supporting	IE Opposing
GALLARDO, STEVE	Dem	Traditional	\$10,306	\$10,306	\$154	\$0

House of Representatives District 13

- Democrat State Senator Richard Miranda and State Representative Anna Tovar defeated Martin Quezada in the Primary election.
- State Senator Richard Miranda and State Representative Anna Tovar were unopposed in the General election.

Name	Party	Funding Type	Income	Expenses	IE Supporting	IE Opposing
MIRANDA, RICHARD	Dem	Traditional	\$11,899	\$11,584	\$0	\$0
QUEZADA, MARTIN JOHN	Dem	Participating	\$25,350	\$25,350	\$154	\$0
TOVAR, ANNA M	Dem	Traditional	\$23,240	\$21,111	\$154	\$0

Senate District 14

- Democrat State Representative Robert Meza was unopposed in both the Primary and General elections.

Name	Party	Funding Type	Income	Expenses	IE Supporting	IE Opposing
MEZA, ROBERT	Dem	Traditional	\$25,515	\$21,209	\$154	\$0

*Independent Expenditures are third-party expenditures supporting or opposing a candidate.

Election Data Retrieved from www.azsos.gov.

House of Representatives District 14

- State Senator Debbie McCune Davis and State Representative Chad Campbell were unopposed in the both the Democratic Primary and General elections.

Name	Party	Funding Type	Income	Expenses	IE Supporting	IE Opposing
CAMPBELL, CHAD ANTHONY	Dem	Traditional	\$52,506	\$51,574	\$154	\$0
MCCUNE DAVIS, DEBBIE	Dem	Traditional	\$12,345	\$12,422	\$154	\$0

Senate District 15

- State Representative Kyrsten Sinema was unopposed in the Democratic Primary election.
- Republican Bob Thomas was unopposed in the Republican Primary election.
- State Representative Kyrsten Sinema defeated Bob Thomas in the General election.

Name	Party	Funding Type	Income	Expenses	IE Supporting	IE Opposing
SINEMA, KYRSTEN	Dem	Traditional	\$65,589	\$65,069	\$154	\$0
THOMAS, BOB	Rep	Participating	\$39,927	\$39,832	\$0	\$0

House of Representatives District 15

- Democrats Lela Alston and Katie Hobbs defeated Ken Clark in the Primary election.
- Republicans Caroline Condit and Dean Yoder were unopposed in the Primary election.
- Green party candidate Luisa Valdez was unopposed in the Primary election.
- Independent Leslie White did have a Primary election.
- Lela Alston and Katie Hobbs won the General election.

Name	Party	Funding Type	Income	Expenses	IE Supporting	IE Opposing
ALSTON, LELA	Dem	Traditional	\$48,961	\$39,477	\$0	\$0
CLARK, KEN	Dem	Traditional	\$51,734	\$49,667	\$154	\$0
CONDIT, CAROLINE BERNICE	Rep	Participating	\$37,419	\$37,179	\$0	\$0
HOBBS, KATIE	Dem	Participating	\$42,559	\$38,338	\$154	\$0
VALDEZ, LUISA EVONNE	Grn	Traditional	\$45	\$25	\$0	\$0
YODER, DEAN	Rep	Participating	\$39,803	\$38,628	\$0	\$0

Senate District 16

- State Senator Leah Landrum defeated Victor Contreras in the Democratic Primary election.
- State Senator Leah Landrum was unopposed in the General election.

Name	Party	Funding Type	Income	Expenses	IE Supporting	IE Opposing
CONTRERAS, VICTOR JETT	Dem	Participating	\$26,060	\$26,060	\$6,188	\$0
LANDRUM, LEAH	Dem	Traditional	\$35,247	\$33,912	\$154	\$0

*Independent Expenditures are third-party expenditures supporting or opposing a candidate.

Election Data Retrieved from www.azsos.gov.

House of Representatives District 16

- Robert Gular was unopposed in the Republican Primary election.
- Ruben Gallego and Catherine Maranda defeated State Representative Cloves Campbell, Jr., Sandra Gonzales, Cristy Lopez, and Jimmie Munoz, Jr. in the Democratic Primary election.
- Green party candidate Angel Torres was unopposed in the Primary election.
- Catherine Miranda and Ruben Gallego won the General election.

Name	Party	Funding Type	Income	Expenses	IE Supporting	IE Opposing
CAMPBELL, CLOVES JR	Dem	Traditional	\$15,405	\$16,053	\$0	\$0
GALLEGO RUBEN	Dem	Traditional	\$97,580	\$97,237	\$154	\$0
GONZALES, SANDRA MONICA	Dem	Participating	\$22,024	\$21,733	\$0	\$0
GULAR, ROBERT MICHAEL	Rep	Participating	\$37,152	\$36,594	\$0	\$0
LOPEZ, CRISTY	Dem	Traditional	\$8,570	\$8,090	\$0	\$0
MIRANDA, CATHERINE H. MS.	Dem	Participating	\$39,909	\$39,818	\$0	\$0
MUNOZ, JIMMIE JR.	Dem	Participating	\$25,135	\$25,131	\$0	\$0
TORRES, ANGEL A	Grn	Traditional	\$1,373	\$292	\$0	\$0

Senate District 17

- Democratic State Representative David Schapira, Republican Wendy Rogers and Libertarian Garret Chartier-Dickie were unopposed in their Primary elections.
- State Representative David Schapira won the General election.

Name	Party	Funding Type	Income	Expenses	IE Supporting	IE Opposing
CHARTIER-DICKIE, GARRET	Lbt	Traditional	\$500 Threshold Exemption Statement Filer			
ROGERS, WENDY J	Rep	Traditional	\$88,059	\$88,059	\$30,532	\$31,676
SCHAPIRA, DAVID	Dem	Participating	\$40,018	\$40,018	\$8,584	\$18,933

House of Representatives District 17

- State Representative Ed Ableser and Ben Arredondo were unopposed in the Democratic Primary election.
- Donald Hawker and Steve May were unopposed the Republican Primary election.
- Cristian Dumitrescu and Damian Trabel were unopposed in the Libertarian Primary election.
- Greg Knauer was unopposed in the Green Primary election.
- Democrats State Representative Ed Ableser and Ben Arredondo won the General election.

Name	Party	Funding Type	Income	Expenses	IE Supporting	IE Opposing
ABLESER, EDDIE ZACHERY	Dem	Participating	\$40,018	\$40,018	\$154	\$0
ARREDONDO, BEN	Dem	Traditional	\$115,991	\$86,661	\$154	\$0
DUMITRESCU, CRISTIAN	Lbt	Traditional	\$500 Threshold Exemption Statement Filer			
HAWKER, DONALD R	Rep	Traditional	\$3,230	\$2,805	\$0	\$0
KNAUER, GREGOR	Grn	Traditional	\$1,397	\$1,397	\$0	\$0
MAY, STEVE	Rep	Traditional	\$57,339	\$45,643	\$0	\$0
TRABEL, DAMIAN	Lbt	Traditional	\$500 Threshold Exemption Statement Filer			

*Independent Expenditures are third-party expenditures supporting or opposing a candidate.

Election Data Retrieved from www.azsos.gov.

Senate District 18

- Democrat Andrew Sherwood defeated Robert McDonald, Jr. in the Primary election.
- Republican State Senator Russell Pearce and Libertarian Andrea Garica were unopposed in their Primary elections.
- State Senator Russell Pearce won the General election.

Name	Party	Funding Type	Income	Expenses	IE Supporting	IE Opposing
GARCIA, ANDREA	Lib	Traditional	\$689	\$0	\$0	\$0
MCDONALD, ROBERT HERANDEZ JR	Dem	Traditional	\$692	\$351	\$0	\$0
PEARCE, RUSSELL	Rep	Traditional	\$67,894	\$24,843	\$0	\$0
SHERWOOD, ANDREW CARRINGTON	Dem	Participating	\$24,290	\$24,290	\$0	\$0

House of Representatives District 18

- State Representatives Cecil Ash and Steve Court were unopposed in the Republican Primary election.
- Michael Conway was unopposed in the Democratic Primary election.
- Chris Will was unopposed in the Libertarian Primary election.
- State Representatives Cecil Ash and Steve Court won the General election.

Name	Party	Funding Type	Income	Expenses	IE Supporting	IE Opposing
ASH, CECIL	Rep	Participating	\$38,046	\$37,942	\$0	\$0
CONWAY, MICHAEL	Dem	Participating	\$39,830	\$39,830	\$154	\$0
COURT, STEVE	Rep	Participating	\$36,241	\$36,241	\$0	\$0
WILL, CHRIS	Lbt	Traditional	\$500 Threshold Exemption Statement Filer			

Senate District 19

- Republican State Representative Rich Crandall defeated James Molina in the Primary election.
- State Representative Rich Crandall was unopposed in the General election.

Name	Party	Funding Type	Income	Expenses	IE Supporting	IE Opposing
CRANDALL, RICH	Rep	Traditional	\$70,094	\$69,094	\$6,435	\$0
MOLINA JAMES	Rep	Traditional	\$23,353	\$23,353	\$0	\$0

House of Representatives District 19

- State Representative Kirk Adams and Justin Olson defeated Scott Perkinson in the Primary election.
- Kit Filbey was unopposed in the Democratic Primary election.
- Republican State Representative Kirk Adams and Justin Olson won the General election.

Name	Party	Funding Type	Income	Expenses	IE Supporting	IE Opposing
ADAMS, KIRK D	Rep	Traditional	\$196,531	\$190,128	\$10,300	\$0
FILBEY, KATHRYN	Dem	Participating	\$39,403	\$39,391	\$154	\$0
OLSON, JUSTIN	Rep	Traditional	\$24,353	\$21,383	\$3,658	\$0
PERKINSON, SCOTT	Rep	Participating	\$25,699	\$25,699	\$207	\$0

*Independent Expenditures are third-party expenditures supporting or opposing a candidate.

Election Data Retrieved from www.azsos.gov.

Senate District 20

- Republican State Representative John McComish was unopposed in both the Primary and General elections.

Name	Party	Funding Type	Income	Expenses	IE Supporting	IE Opposing
MCCOMISH, JOHN	Rep	Traditional	\$54,634	\$45,971	\$2,780	\$0

House of Representatives District 20

- State Representative Rae Waters was unopposed in the Democratic Primary election.
- Jeff Dial and Bob Robson defeated Chris Tolino in the Republican Primary election.
- Jeff Dial and Bob Robson won the General election.

Name	Party	Funding Type	Income	Expenses	IE Supporting	IE Opposing
DIAL, JEFF	Rep	Participating	\$39,461	\$39,461	\$2,904	\$27,467
ROBSON, BOB	Rep	Traditional	\$68,119	\$67,811	\$16,218	\$16,218
TOLINO, CHRISTOPHER JASON	Rep	Traditional	\$12,751	\$8,948	\$0	\$0
WATERS, RAE	Dem	Participating	\$39,897	\$39,631	\$30,577	\$63,094

Senate District 21

- Republican State Representative Steve Yarbrough was unopposed in both the Primary and General elections.

Name	Party	Funding Type	Income	Expenses	IE Supporting	IE Opposing
YARBROUGH, STEVE	Rep	Traditional	\$27,854	\$23,758	\$99	\$0

House of Representatives District 21

- Tom Forese, III and J.D. Mesnard defeated Venessa Whitener in the Republican Primary election.
- Linda Macias was unopposed in the Green Primary election.
- Republicans Tome Forese and JD Mesnard won the General election.

Name	Party	Funding Type	Income	Expenses	IE Supporting	IE Opposing
FORESE, TOM III	Rep	Traditional	\$29,410	\$27,723	\$99	\$0
MACIAS, LINDA J	Grn	Participating	\$21,785	\$21,785	\$0	\$0
MESNARD, J. D.	Rep	Traditional	\$29,556	\$27,113	\$5,001	\$0
SPANE, SHARON S	Dem	Traditional	\$830	\$234	\$0	\$0
TORRES, MANUEL F	Dem	Traditional	\$265	\$196	\$0	\$0
WHITENER, VENESSA BAILEY	Rep	Participating	\$25,361	\$25,361	\$0	\$0

*Independent Expenditures are third-party expenditures supporting or opposing a candidate.
Election Data Retrieved from www.azsos.gov.

Senate District 22

- Republican State Representative Andy Biggs was unopposed in both the Primary and General elections.

Name	Party	Funding Type	Income	Expenses	IE Supporting	IE Opposing
BIGGS, ANDY	Rep	Traditional	\$14,855	\$7,960	\$99	\$0

House of Representatives District 22

- Eddie Farnsworth and Steve Urie defeated State Representative Laurin Hendrix, Paul Howell, Brett Petillo, and Kelly Townsend in the Republican Primary election.
- Eddie Farnsworth and Steve Urie were unopposed in the General election.

Name	Party	Funding Type	Income	Expenses	IE Supporting	IE Opposing
FARNSWORTH, EDDIE	Rep	Participating	\$24,739	\$20,939	\$2,322	\$0
HENDRIX, LAURIN	Rep	Participating	\$23,539	\$23,539	\$564	\$4,767
HOWELL, PAUL L	Rep	Participating	\$21,729	\$21,729	\$5,014	\$0
PETILLO, BRETT MATTHEW	Rep	Traditional	\$6,020	\$4,695	\$0	\$0
TOWNSEND, KELLY	Rep	Traditional	\$2,615	\$2,615	\$0	\$0
URIE, STEVEN R	Rep	Traditional	\$36,657	\$33,485	\$7,434	\$0

Senate District 23

- Republican Steve Smith defeated Mathew Byers in the Republican Primary election.
- State Senator Rebecca Rios was unopposed in the Primary election.
- Republican Steve Smith defeated incumbent State Senator Rebecca Rios in the General election.

Name	Party	Funding Type	Income	Expenses	IE Supporting	IE Opposing
BYERS, MATTHEW KYLE	Rep	Participating	\$795	\$795	\$0	\$0
RIOS, REBECCA	Dem	Participating	\$37,264	\$28,081	\$89,072	\$16,943
SMITH, STEVE MANOR	Rep	Participating	\$39,005	\$38,990	\$6,071	\$10,973

House of Representatives District 23

- Ernest Bustamante and State Representative Barbara McGuire defeated Ralph Varela in the Democratic Primary election.
- John Fillmore and State Representative Frank Pratt were unopposed in the Republican Primary election.
- Republicans State Representative Frank Pratt and John Fillmore won the General election.

Name	Party	Funding Type	Income	Expenses	IE Supporting	IE Opposing
BUSTAMANTE, ERNEST	Dem	Participating	\$35,786	\$35,786	\$154	\$15,225
FILLMORE, JOHN	Rep	Participating	\$37,535	\$37,371	\$4,964	\$0
MCGUIRE, BARBARA	Dem	Participating	\$36,535	\$36,535	\$261	\$15,225
PRATT, FRANK	Rep	Participating	\$38,679	\$38,679	\$14,992	\$0
VARELA, RALPH MR.	Dem	Participating	\$17,969	\$18,033	\$0	\$0

*Independent Expenditures are third-party expenditures supporting or opposing a candidate.

Election Data Retrieved from www.azsos.gov.

Senate District 24

- State Senator Amanda Aguirre was unopposed in the Democrat Primary election.
- Republican Write-in Don Shooter won the Republican Primary election.
- Libertarian Jack Kretzer was unopposed in the Libertarian Primary election.
- Don Shooter won the General election.

Name	Party	Funding Type	Income	Expenses	IE Supporting	IE Opposing
AGUIRRE, AMANDA	Dem	Participating	\$37,496	\$37,496	\$28,282	\$8,775
KRETZER, JACK	Lib	Traditional	\$749	\$105	\$0	\$0
SHOOTER, DON	Rep	Participating	\$24,904	\$24,904	\$10,714	\$16,527

House of Representatives District 24

- Republican State Representative Russ Jones was unopposed in the Primary election.
- State Representative Lynne Pancrazi and John Weil were unopposed in the Democratic Primary election.
- State Representatives Lynne Pancrazi and Russ Jones won the General election.

Name	Party	Funding Type	Income	Expenses	IE Supporting	IE Opposing
JONES, RUSS	Rep	Participating	\$36,786	\$36,786	\$0	\$0
PANCRAZI, LYNNE	Dem	Traditional	\$41,748	\$41,748	\$154	\$0
WEIL, JOHN A	Dem	Participating	\$40,010	\$40,010	\$154	\$0

Senate District 25

- State Senator Manuel Alvarez was unopposed in the Democrat Primary election.
- Gail Griffin defeated Craig Smith in the Republican Primary election.
- Gail Griffin defeated incumbent State Senator Manuel Alvarez in the General election.

Name	Party	Funding Type	Income	Expenses	IE Supporting	IE Opposing
ALVAREZ, MANUEL V.	Dem	Participating	\$38,408	\$38,408	\$9,453	\$0
GRIFFIN, GAIL	Rep	Participating	\$30,435	\$27,353	\$15,013	\$2,878
SMITH, CRAIG	Rep	Traditional	\$0	\$0	\$0	\$0

House of Representatives District 25

- State Representative Pat Fleming and Ruben Ortega defeated Kenneth Davis in the Democratic Primary election.
- Peggy Judd and State Representative David Stevens were unopposed in the Republican Primary election.
- Republicans Peggy Judd and State Representative David Stevens won the General election.

Name	Party	Funding Type	Income	Expenses	IE Supporting	IE Opposing
DAVIS, KENNETH R	Dem	Participating	\$17,936	\$17,936	\$154	\$0
FLEMING, PAT	Dem	Traditional	\$60,504	\$58,064	\$15,082	\$0
JUDD, PEGGY SUZANNE	Rep	Participating	\$22,960	\$22,482	\$3,663	\$2,878
ORTEGA, RUBEN	Dem	Participating	\$38,938	\$38,640	\$0	\$0
STEVENS, DAVID	Rep	Traditional	\$28,484	\$23,156	\$15,928	\$0

*Independent Expenditures are third-party expenditures supporting or opposing a candidate.

Election Data Retrieved from www.azsos.gov.

Senate District 26

- State Senator Al Melvin was unopposed in the Republican Primary election.
- Cheryl Cage was unopposed in the Democrat Primary election.
- State Senator Al Melvin defeated Cheryl Cage.

Name	Party	Funding Type	Income	Expenses	IE Supporting	IE Opposing
CAGE, CHERYL	Dem	Traditional	\$124,984	\$124,984	\$7,549	\$17,335
MELVIN, AL	Rep	Traditional	\$63,342	\$57,211	\$36,089	\$6,338

House of Representatives District 26

- State Representative Nancy Young Wright was unopposed in the Democratic Primary election.
- Terri Proud and State Representative Vic Williams defeated William McLean in the Republican Primary election.
- Terri Proud and State Representative Vic Williams won the General election.

Name	Party	Funding Type	Income	Expenses	IE Supporting	IE Opposing
MCLEAN, WILLIAM WADE	Rep	Participating	\$19,957	\$19,957	\$16,459	\$0
PROUD, TERRI LYNN	Rep	Traditional	\$32,812	\$27,560	\$30,995	\$6,338
WILLIAMS, VICTOR	Rep	Traditional	\$57,910	\$57,851	\$3,725	\$0
WRIGHT, NANCY YOUNG	Dem	Traditional	\$120,295	\$106,851	\$14,179	\$46,048

Senate District 27

- State Representative Olivia Cajero Bedford was unopposed in both the Democratic Primary and General elections.

Name	Party	Funding Type	Income	Expenses	IE Supporting	IE Opposing
CAJERO BEDFORD, OLIVIA	Dem	Participating	\$3,580	\$3,580	\$0	\$0

House of Representatives District 27

- Sally Ann Gonzales and Macario Saldate defeated John Bernal, Eric Bustamante, Dustin Cox, Bob Gilby, Sami Hamed and John Kronko in the Democratic Primary election.
- Republican Robert Compton was unopposed Primary election.
- Green party candidate Kent Solberg was unopposed in the Primary election.
- Independent Gene Chewing did not have a Primary election.
- Democrats Sally Ann Gonzales and Macario Saldate won the General elections.

Name	Party	Funding Type	Income	Expenses	IE Supporting	IE Opposing
BERNAL, JOHN MARTIN	Dem	Participating	\$1,225	\$1,225	\$0	\$0
BUSTAMANTE, ERIC CARBAJAL	Dem	Participating	\$21,964	\$21,964	\$0	\$0
CHEWNING, GENE	Oth	Participating	\$26,814	\$19,748	\$0	\$0
COMPTON, ROBERT	Rep	Participating	\$38,586	\$38,547	\$0	\$0
COX, DUSTIN CURTIS	Dem	Traditional	\$28,497	\$28,382	\$0	\$0
GILBY, BOB	Dem	Participating	\$25,419	\$25,419	\$154	\$0
GONZALES, SALLY ANN	Dem	Participating	\$37,091	\$35,932	\$0	\$0
HAMED, SAMI	Dem	Participating	\$25,074	\$25,074	\$154	\$0
KROMKO, JOHN	Dem	Participating	\$23,709	\$23,709	\$0	\$0
SALDATE, MACARIO	Dem	Participating	\$38,397	\$38,397	\$5,018	\$0
SOLBERG, KENT	Grn	Participating	\$40,537	\$40,501	\$0	\$0

*Independent Expenditures are third-party expenditures supporting or opposing a candidate.

Election Data Retrieved from www.azsos.gov.

Senate District 28

- State Senator Paula Aboud was unopposed in the Democrat Primary election.
- Greg Krino was a write-in in the Republican Primary election and qualified for the General election ballot.
- Ted Downing and Dave Ewoldt ran as Nonpartisan and Independent candidates respectively and did not have a Primary election.
- Democrat State Senator Paula Aboud won the General election.

Name	Party	Funding Type	Income	Expenses	IE Supporting	IE Opposing
ABOUD, PAULA	Dem	Participating	\$38,065	\$37,714	\$154	\$0
DOWNING, TED	Oth	Traditional	\$33,858	\$32,311	\$0	\$0
EWOLDT, DAVE	Oth	Participating	\$26,118	\$25,758	\$0	\$0
KRINO, GREGORY J.	Rep	Traditional	\$19,628	\$19,621	\$102	\$0

House of Representatives District 28

- State Representative Steve Farley and Bruce Wheeler defeated Ted Prezelski, Mohur Sidhwa, Tim Sultan in the Primary election.
- Republican Ken Smalley was unopposed in the Primary election.
- State Representative Steve Farley and Bruce Wheeler won the General election.

Name	Party	Funding Type	Income	Expenses	IE Supporting	IE Opposing
FARLEY, STEVE	Dem	Traditional	\$51,433	\$48,392	\$154	\$0
PREZELSKI, TED	Dem	Participating	\$25,959	\$16,361	\$0	\$0
SIDHWA, MOHUR	Dem	Participating	\$24,640	\$24,640	\$0	\$0
SMALLEY, KEN	Rep	Participating	\$38,653	\$34,934	\$102	\$0
SULTAN, TIM	Dem	Participating	\$25,699	\$25,699	\$154	\$0
WHEELER, BRUCE	Dem	Participating	\$40,113	\$40,113	\$0	\$0

Senate District 29

- Democrat State Senator Linda Lopez was unopposed in both the Primary and General elections.

Name	Party	Funding Type	Income	Expenses	IE Supporting	IE Opposing
LOPEZ, LINDA	Dem	Traditional	\$15,094	\$19,334	\$154	\$0

House of Representatives District 29

- Republican Pat Kilburn was unopposed in the Primary election.
- State Representatives Matt Heinz and Daniel Patterson were unopposed in the Democratic Primary election.
- State Representatives Matt Heinz and Daniel Patterson won the General election.

Name	Party	Funding Type	Income	Expenses	IE Supporting	IE Opposing
HEINZ, MATT	Dem	Traditional	\$54,233	\$52,747	\$154	\$0
KILBURN, PAT	Rep	Participating	\$37,324	\$37,324	\$0	\$0
PATTERSON, DANIEL	Dem	Participating	\$40,005	\$40,005	\$154	\$0

*Independent Expenditures are third-party expenditures supporting or opposing a candidate.
 Election Data Retrieved from www.azsos.gov.

Senate District 30

- Republican State Representative Frank Antenori defeated Marian McClure in the Primary election
- Todd Camenisch was unopposed in the Democrat Primary election.
- State Representative Frank Antenori won the General election.

Name	Party	Funding Type	Income	Expenses	IE Supporting	IE Opposing
ANTENORI, FRANK R	Rep	Traditional	\$72,476	\$74,587	\$54	\$0
CAMENISCH, TODD D	Dem	Traditional	\$51,315	\$50,901	\$0	\$0
MCCLURE MARIAN	Rep	Traditional	\$20,159	\$20,159	\$5,515	\$0

House of Representatives District 30

- State Representative Ted Vogt and State Representative David Gowan defeated Brian Abbott, Kurt Knurr, Parralee Schneide and Doug Sposito in the Republican Primary election.
- Democrat Andrea Dalessandro was unopposed Primary election.
- State Representatives David Gowan and Ted Vogt won General election.

Name	Party	Funding Type	Income	Expenses	IE Supporting	IE Opposing
ABBOTT, BRIAN	Rep	Traditional	\$0	\$0	\$0	\$0
DALESSANDRO, ANDREA	Dem	Traditional	\$65,577	\$63,900	\$154	\$0
GOWAN, DAVID	Rep	Participating	\$39,103	\$38,923	\$99	\$0
KNURR, KURT WILLIAM	Rep	Participating	\$22,489	\$22,489	\$0	\$0
SCHNEIDER, PARRALEE MARIE	Rep	Participating	\$23,024	\$23,024	\$0	\$0
SPOSITO, DOUG	Rep	Traditional	\$32,332	\$32,332	\$0	\$0
VOGT, TED	Rep	Traditional	\$58,194	\$56,991	\$173	\$0

Enforcement & Litigation

The Commission enforces the Citizens Clean Elections Act and ensures that campaign spending occurs in an ethical manner as specified by the Act and Commission rules.

Commission staff monitor campaign finance reports filed pursuant to the Act and financial records of candidates on an as needed basis. The Commission conducts random audits to ensure compliance with the Act.

The Commission has the authority to subpoena witnesses, take evidence, and require, by subpoena, the production of any books, papers, records or other material relevant to an enforcement matter.

Potential penalties for violations of the Act range from monetary penalties to the disqualification of a candidate or forfeiture of office. The Commission settles most enforcement matters in an amicable fashion.

Enforcement *Complaints*

The Commission acts on both external and internally filed complains. 27 complaints were filed in 2010, three of which were internally generated.

Two complaints remained outstanding at the end of 2010.

Litigation

McComish et al, v. Bennett

This litigation is a continuing challenge by nine candidates and two political action committees (PACs) against the matching funds provisions of the Act. In 2008, the Federal Court in effect combined two separately litigated cases, Association of American Physicians and Surgeons v. Brewer and Dean Martin et al. v. Citizens Clean Election Commission into a single lawsuit. Plaintiffs allege that the Act unconstitutionally chills speech by providing matching funds to a participating candidate based on a traditional candidate's expenditures or contributions or in response to an independent expenditure against the participating candidate or in support of his or her opponent. The Federal Court of Appeals unanimously found that matching funds were not only constitutional but that they furthered First Amendment interests. Plaintiffs filed an emergency appeal with the Supreme Court and were granted a Temporary Restraining Order which barred matching funds for the 2010 election cycle. The Supreme Court granted certiorari and the parties are now briefing the case. A decision on the merits is expected by June, 2011. Regardless of the outcome of this litigation, Clean Elections initial grants are unaffected and will be issued on a timely basis.

Quelland v. Arizona Citizens Clean Elections Commission, et al

In 2009, the Commission found that State Representative Doug Quelland violated a number of campaign finance rules and statutes by failing to report expenditures made to a political consultant. As a result, the Commission issued fines and ordered Mr. Quelland removed from office. Mr. Quelland appealed this ruling to the Office of Administrative Hearings. The Administrative Law Judge held a trial that lasted several days and upheld the Commission's ruling. Mr. Quelland then appealed this matter to Superior Court, which also upheld the Commission's findings and penalties. Mr. Quelland has no further appeals but has not yet paid the penalties.

Rulemaking & Legislation

The Commission amended one rule for the 2010 election cycle, modifying the reporting requirements for travel expenses.

The Commission adopted A.A.C. R2-20-109(G)(3)(a-b) requiring a candidate that travels for campaign purposes in a state-owned airplane to use campaign funds to reimburse the State for the portion allocable to the campaign. The portion of the trip attributable to state business shall not be reimbursed. If payment to the State is not possible the payment must be remitted to the Clean Elections Fund.

There were no legislative changes made to the act in 2010.

Commission Rulemaking Authority

In accordance with A.R.S. § 16-956(C), the Commission may adopt rules to carry out the purposes of the Citizens Clean Elections Act.

The Commission proposes and adopts rules in public meetings, with at least sixty days allowed for interested parties to comment after the rules are proposed. After consideration of the comments received in the sixty day comment period, the Commission may adopt the rule in an open meeting.

Rules adopted by the Commission are not effective until January 1 in the year following the adoption of the rule, except for rules adopted by unanimous vote may be made immediately effective and enforceable.

Financial Information

Revenue

2010 Revenues	Actual
Court Assessments	\$12,642,145
Commission Assessments	\$5,206
\$5 Tax Check-off	\$6,537,937
Tax Credits	\$97,730
\$5 Candidate Qualifying Contributions	\$417,211
Miscellaneous	\$34,846
Total	\$19,735,075

Expenditures

CY 2010 Expenditures*	Admin & Enforcement	Voter Education	Candidate Funding	Total
Total	\$742,364	\$5,804,787	\$9,285,133	\$15,832,284

*does not include transfer to General Fund

Transfer

Transfer to General Fund	
2010	\$ 20,000,000.00

The Commission Contributes to a Better Arizona

In a time of challenge and hardship, Clean Elections is essential to the growth and success of the state.

Not a single dollar of Clean Elections funding comes from Arizona's General Fund.

Clean Elections is funded by voluntary contributions and surcharges on criminal penalties and violations, such as traffic tickets.

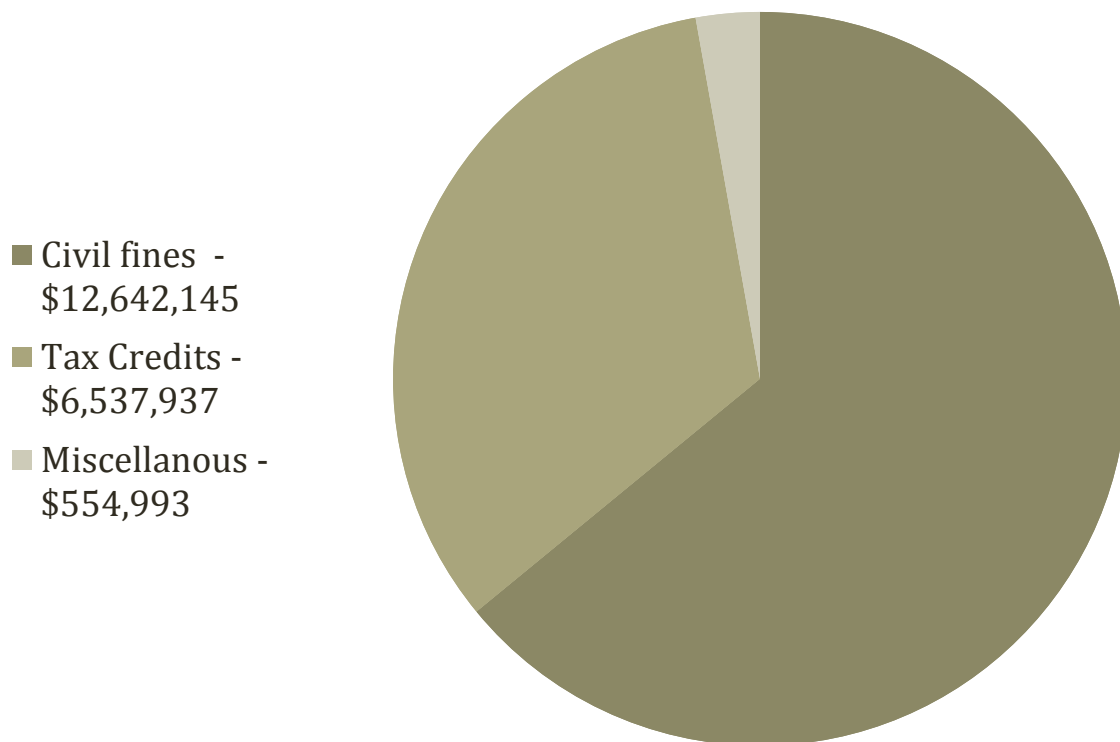
Rather than taking money from taxpayers, Clean Elections has donated \$20 million to the General Fund in 2010, bringing the total amount donated to \$64 million.

Funding Sources

Citizens Clean Elections Commission funding comes from several different sources:

- 10% surcharge on all civil penalties and criminal fines
- Voluntary \$5 check-off box on Arizona state income tax return forms.
- Voluntary dollar for dollar tax credit on donations of up to \$640 or 20% state income tax amount whichever is greater.
- Civil penalties paid by candidates.
- \$5 qualifying contributions collected from participating candidates.

The 2010 funding revenues are reflected in the chart below.



Commission & Staff

Commissioners

Jeffrey Fairman (D), Chairman
Pinal County, AZ
Appointed 2007

Lori S. Daniels (R)
Maricopa County, AZ
Appointed 2008

Louis J. Hoffman (D)
Maricopa County, AZ
Appointed 2009

Timothy J. Reckart (R)
Pima County, AZ
Appointed 2011

Vacant Seat
Pending Appointment

Commission Staff

Todd F. Lang, Executive Director
Colleen McGee, Deputy Director
Michael Becker, Voter Education Manager
Daniel Ruiz II, Campaign Finance Manager
Paula Thomas, Executive Assistant

Commission Structure & Mission

The Citizens Clean Elections Commission was established by the enactment of the Citizens Clean Elections Act, A.R.S., Title 16, Chapter 6, Article 2. In addition to administering the provisions of Article 2, the Commission promulgates rules and enforces A.R.S. §§ 16-940 through 16-961.

The Commission's mission is to fairly, faithfully and fully implement and administer the Citizens Clean Elections Act.

The Citizens Clean Elections Commission consists of five members. All members must be registered to vote in the State of Arizona. No more than two members of the commission may be members of the same political party. No more than two members of the commission may be residents of the same county.

Commissioner Biographies

Jeffrey L Fairman - Democrat - Pinal County

Governor Janet Napolitano appointed Casa Grande resident Jeffrey Fairman (D) in 2007 for a 5-year term that will expire January 31, 2012. He is filling the seat formally held by Ermila Jolley. Commissioner Fairman is the former Economic Development Director for the City of Avondale. In addition, Mr. Fairman served on many area entities including GPEC, the Arizona Association for Economic Development, and the Peoria Sports Complex and is currently the Business Development Representative for Sundt. Commissioner Fairman is the first Pinal County resident to serve on the Commission.

Lori S. Daniels - Republican - Maricopa County

Secretary of State Jan Brewer appointed former State Senator Lori Daniels for a five year term that will expire January 31, 2013. She is filling the seat formerly held by Marcia Busching. Commissioner Daniels served ten years in the State Legislature, eight in the House of Representatives and two in the Senate. While a member of the House of Representatives, Ms. Daniels served as the House Majority Leader from 1997 to 2000. In addition to her service in the State Legislature, Commissioner Daniels has served in the Ahwatukee, Gilbert and Chandler Chambers of Commerce as well as working with the United Way, Junior Achievement and Soroptimist. She is a resident of Maricopa County.

Louis Hoffman - Democrat - Maricopa County

Attorney General Terry Goddard appointed Louis Hoffman to succeed former Commissioner Donald Lindholm. Commissioner Hoffman earned his undergraduate degree from Princeton University in 1981 and his law degree from Harvard Law School in 1984. After graduating, Mr. Hoffman moved to Arizona and joined the law firm of Brown & Bain. In 1991 Commissioner Hoffman started the law firm of Louis J. Hoffman, P.C. (now the Hoffman Patent Firm) to assist independent inventors, and small and mid-sized companies among others in protecting their patents, copyrights and trademarks. As one of the original drafters of the Citizens Clean Elections Act Commissioner Hoffman has been at the forefront of campaign finance reform in Arizona and has been elected to serve on the Clean Elections Institute's Board on two separate occasions. Commissioner Hoffman has been married to his wife, Kathy, for over 20 years and has two children, Seth and Ellie. His term will expire on January 31, 2014

Timothy J. Reckart- Republican- Pima County

Governor Jan Brewer appointed Timothy Reckart to the Citizens Clean Elections Commission to serve a term ending January 31, 2015. Mr. Reckart is a practicing attorney with the law firm of Rusing & Lopez, PLLC where he focuses on general and commercial corporate matters. He currently holds a bachelor's degree in nuclear engineering from MIT, a master's degree in nuclear engineering from the University of California, Berkley and an MBA and law degree from Stanford University. In addition, Mr. Reckart is a member of the Tucson Regional Ballet and is a founding director for CPLC Tucson Foundation.

Staff Duties

Todd F. Lang - Executive Director

Facilitate achievement of the Commission's goals and objectives. Direct agency operations and supervise staff, advise and support the Commission, oversee and monitor the implementation of the Commission policies and procedures, publications and forms. Advise the Commission on potential and pending issues and provide and establish efficient and effective mechanisms of communication among various stakeholders of the Act. Oversee and monitor the implementation of Commission policies and procedures. Set agenda and prepare materials for Commission and committee meetings. Serve as the Commission's representative to the Legislative and Executive Branch. Educate and assist candidates in compliance with reporting requirements, limits, and prohibitions, and assist candidates in participating and obtaining public funding.

Colleen McGee - Deputy Director

Serve as advisor to the Executive Director and assist in the daily administration and management of agency operations. Provide assistance and support to Executive Director in all aspects of staff supervision including program management, performance evaluations, strategic planning, implementation of Commission policies and special projects as requested. Provide oversight, direction and assistance to agency staff on voter education, public relations, candidate education, candidate debates, compliance programs, budgeting, annual reports, financial systems and other areas as directed or needed. Serve in an external relations function through public speaking engagements, and through membership, participation and involvement in relevant civic and professional organizations. Assist Executive Director in serving as a liaison to state agencies, legislators, other intergovernmental jurisdictions. Acts as the agency's Information & Technology coordinator

Mike Becker - Voter Education Manager

Responsible for the development and distribution of the Candidate Statement Pamphlet to every household with a registered voter. Provide advice and guidance to debate sponsors and candidates for candidate debates. Manage all aspects of publicity, marketing and educational publications for the Commission, including advertising the Commission activities for debates, candidate statement pamphlets, and tax donations in newspapers, on radio, and other media. Travel statewide to provide educational seminars to candidate committees and community groups. Work with elected officials, community leaders, large and small employers, political parties, media and other state and local officials to enhance the understanding of the Act. Develop and circulate a quarterly *Bulletin*, updating interested parties on topics of interest regarding the Act. Provide updates for the website. Create informational brochures and handouts for distribution to voters. Establish fundamental measures for the execution of bi-yearly market research. Develop, maintain, and manage complex database applications to support administration of all Commission programs and activities.

Daniel Ruiz II - Campaign Finance Manager

Monitor and review both participating and nonparticipating candidate campaign finance reports. Calculate matching funds for participating candidates based on nonparticipating candidate campaign finance reports. Maintain contact with campaign treasurers and Secretary of State Elections staff. Responsible for the enforcement complaint process, including investigation and analysis; making recommendations to the Executive Director regarding the statute or rule violation; and tracking each complaint on the complaint tracking database program. Determines one-party-dominant legislative districts. Monitors and tracks independent expenditures for possible matching funds.

Paula Thomas - Executive Assistant

Manage human resource procedures and systems requirements. Serve as agency liaison to candidates and other state agencies. Provide technical service, assistance and training to Commission staff. Assist the Executive Director in the development of operating policies and procedures; assist in long-range organization planning; conduct special studies; recommend changes to correct operating deficiencies; recommend improvements to the provision of services to the public; prepare administrative directives; provide assistance and guidance as requested; represent the Executive Director at meetings involving personnel, government officials, political candidates and public leaders; prepare a variety of administrative reports; supervise personnel; assist Executive Director in executing the Citizens Clean Elections Act.

Looking Forward

by Todd F. Lang

Democracy offers the promise of equal opportunity and “Justice for All.” Clean Elections helps America fulfill its promise to all –that we all can make a difference and that the First Amendment protects Freedom of Speech for everyone. In the twelve years since the People of Arizona enacted the Citizens Clean Elections Act, our law has enabled hundreds of candidates to present their viewpoints to the Voters and has empowered thousands of Arizonans to get involved in the political process.

The “Marketplace of Ideas” is a lofty ideal—one embraced by our Country’s founders when they drafted our Constitution. The Marketplace of Ideas thrives when Citizens can hear from all viewpoints and political world views. Clean Elections has enriched our marketplace by adding the voices of average folks from all walks of life. This vibrant marketplace created by Clean Elections is exactly what the Drafters of the Constitution envisioned over 200 years ago.

Not everyone is happy with the reforms brought on by Arizona’s citizens when they enacted Clean Elections. The powerful insiders want to return to the smoke-filled rooms of yesteryear. They like it when they can determine who runs by deciding who gets their financial support. This sort of influence led to corruption scandals like AzScam. Reforms like Clean Elections now allow all candidates to get their viewpoint out so that it is the voters of this state who decide who is elected.

Candidates who are beholden only to the voters do not always do what the insiders want. So those insiders have been busy. For ten years they have brought various lawsuits in an attempt to end Clean Elections. Those lawsuits set forth various dubious constitutional claims but they always failed. They failed because Clean Elections enhances First Amendment values by letting more people participate and speak their mind. Similarly, various repeal efforts failed as well. Polling shows the vast majority of Arizonans support Clean Elections and want campaign finance reform. But as our memory of the AzScam scandals fades, the opponents of reform grow bold. No doubt they will make further attempts in this year’s legislature at repealing clean elections. Though Clean Elections is revenue positive for Arizona, these insiders will try to use the current budget crisis as an excuse to move forward. They will stop at nothing to regain the power they have lost to the People. Fortunately, Arizonans are a shrewd bunch, and we will not be fooled by their claims.

Meanwhile, the U.S. Supreme Court will be considering the latest legal challenge. Opponents of Clean Elections have put the “matching funds” provision of the Act in jeopardy through a claim that the additional speech funded by matching funds somehow harms them. Because matching funds enables candidates to respond to opponents and to vicious attack ads, there is more speech and voters get to hear “both sides of the story.” But the plaintiffs claim that this somehow hurts them. Their novel argument turns the First Amendment on its head, by replacing speech with silence. They suggest that “Freedom of Speech” now includes “Freedom from Rebuttal.” Ending matching funds reduces the information provided to voters and prevents further debate. Both liberal and conservative Founders of this Country would be aghast. Nonetheless, this matter is before the Supreme Court of the United States of America, and we will have a ruling this year.

Looking Forward (cont.)

Regardless of what happens, the Clean Elections program will continue. It will enable citizens to run for office and get involved. It will allow candidates to get their message out without relying on PAC money or contributions from insiders and lobbyists. Arizona's Marketplace of Ideas will continue to thrive. Because of that, the People of Arizona will continue to be the ones who decide who represents them –just as it should be in a Democracy.

The opinions and views expressed in the preceding editorial are those of the Executive Director, Todd F. Lang, and do not necessarily represent the opinions and views of the individual Commissioners of the Citizens Clean Elections Commission.

Todd F. Lang, Executive Director

Mr. Lang is the Executive Director of the Citizens Clean Elections Commission. In his role, Todd is charged with leading a team to continue the progress that has been established since the Act's inception in 1998. As a national model for campaign finance reform, Todd and the Clean Elections staff will lead the Commission in continuing to educate voters and advance Clean Elections participation among Arizona citizens.

Mr. Lang graduated from the Cornell University College of Law in 1993.



CITIZENS CLEAN ELECTIONS COMMISSION

1616 W. Adams St. Suite 110
Phoenix, Arizona 85007

Telephone: 602-364-3477

Toll Free: 1-877-631-8891

Fax: 602-364-3487

E-Mail: cccc@azcleanelections.gov