



2014



CITIZENS CLEAN

ELECTIONS COMMISSION

ANNUAL REPORT

ARIZONA | THE GRAND CANYON STATE

2014 ANNUAL REPORT

Presented By The Citizens Clean Elections Commission

The Annual Report will be submitted to the Governor, the President of the Arizona State Senate, and the Speaker of the Arizona State House of Representatives. This report will be made available online at www.azcleanelections.gov.

TABLE OF CONTENTS

Letter from the Chairman	i
Voter & Public Education	1
Enforcement, Candidate Audits & Litigation	9
Financial Information	10
2014 Candidate Summary	11
2014 Primary Election Candidate Listing	12
2014 General Election Candidate Listing	21
Rulemaking & Legislation	29
Looking Forward to 2015	31
Commissioners & Staff	32

Douglas A. Ducey
Governor

Thomas M. Collins
Executive Director



Thomas J. Koester
Chair

Timothy J. Reckart
Mitchell C. Laird
Steve M. Titla
Damien R. Meyer
Commissioners

State of Arizona
Citizens Clean Elections Commission

1616 W. Adams - Suite 110 - Phoenix, Arizona 85007 - Tel (602) 364-3477 - Fax (602) 364-3487 - www.azcleanelections.gov

March 2, 2015

The Honorable Doug Ducey
Governor of the State of Arizona
1700 West Washington
Phoenix, AZ 85007

Dear Governor Ducey:

The Citizens Clean Elections Commission is pleased to submit for your information the 2014 Annual Report, pursuant to Arizona Revised Statutes § 16-956(A)(5). The Annual Report describes the activities performed by the Commission in the last calendar year.

In 1998, the voters of Arizona passed the Citizens Clean Elections Act. Over 16 years later, the Commission continues its commitment of upholding the letter and spirit of the Act. The Commission accomplished its goals set forth and looks forward to the same success in 2015.

Respectfully,

Thomas J. Koester, Chairman
Citizens Clean Elections Commission

Voter & Public Education

The Commission spends 10% of the expenditure cap on voter education in accordance with its statutory requirements. The Commission continued to provide information to the public regarding Clean Elections participation and the functions and purposes of the Clean Elections Act. This was accomplished through press releases, media campaigns, and social media outreach.

The Commission's Education and Outreach for 2014 included:

- "Early Voting" Campaign
- "Open Primary" Campaign
- "Cut Through It" Campaign
- Candidate Training
- Candidate Debates
- Candidate Statement Pamphlets
- New Web Site & Social Media
- Increased Outreach to the Native American Community

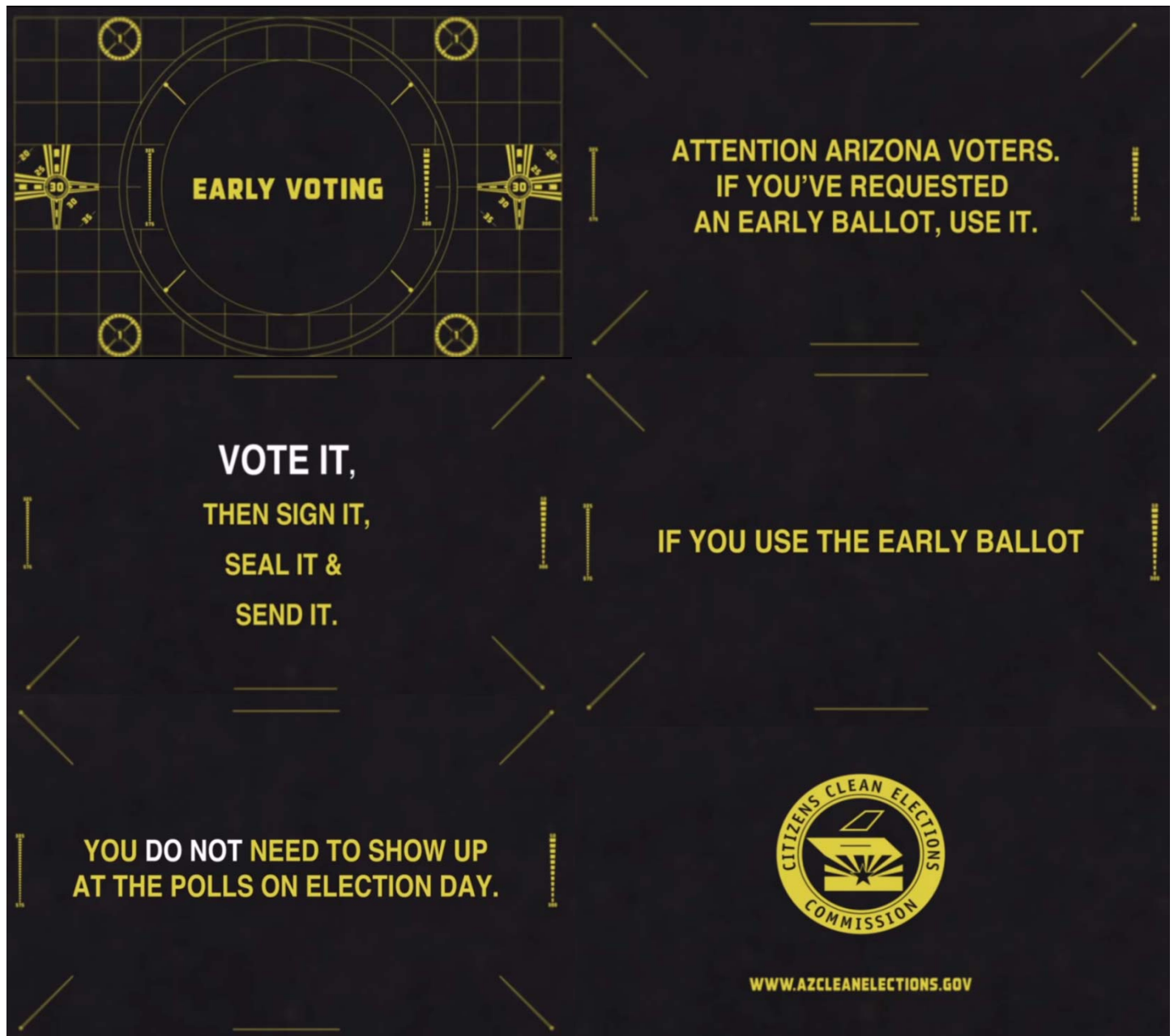
Educating the Voters. Educating the Candidates.

In addition to educating the voters, the Commission strives to educate candidates running for office.

The Commission hosts candidate training workshops that include details about campaign finance reporting and debate participation.

“Early Voting” Campaign

The Early Voting Campaign educated voters about the early voting process. Voters were encouraged to “Sign, Seal and Send” their voted ballot back to the County Recorder and informed that if they vote their early ballot, they do not need to go to the polls on election day. This campaign helped to reduce provisional ballots by 61% and provide for quicker election results.



A large graphic with a dark blue background and yellow text and icons. The graphic is divided into sections by thin yellow lines. In the top left, there is a circular graphic with a grid pattern and the words "EARLY VOTING" in the center. To the right of this, the text "ATTENTION ARIZONA VOTERS. IF YOU'VE REQUESTED AN EARLY BALLOT, USE IT." is displayed. Below the "EARLY VOTING" graphic, the text "VOTE IT, THEN SIGN IT, SEAL IT & SEND IT." is shown. To the right of this, the text "IF YOU USE THE EARLY BALLOT" is displayed. In the bottom left, the text "YOU DO NOT NEED TO SHOW UP AT THE POLLS ON ELECTION DAY." is shown. In the bottom right, there is a circular logo for the "CITIZENS CLEAN ELECTIONS COMMISSION" and the website "WWW.AZCLEANELECTIONS.GOV".

EARLY VOTING

**ATTENTION ARIZONA VOTERS.
IF YOU'VE REQUESTED
AN EARLY BALLOT, USE IT.**

**VOTE IT,
THEN SIGN IT,
SEAL IT &
SEND IT.**

IF YOU USE THE EARLY BALLOT

**YOU DO NOT NEED TO SHOW UP
AT THE POLLS ON ELECTION DAY.**

**CITIZENS CLEAN ELECTIONS
COMMISSION**

WWW.AZCLEANELECTIONS.GOV

“Open Primary” Campaign

The Open Primary Campaign targeted independent voters to inform them of Arizona's Open Primary and that they could participate in the primary election. The campaign educated independent voters on how to receive a ballot in the primary election. Independent voter participation in the primary increased to 15% in 2014 from 7% in 2012.



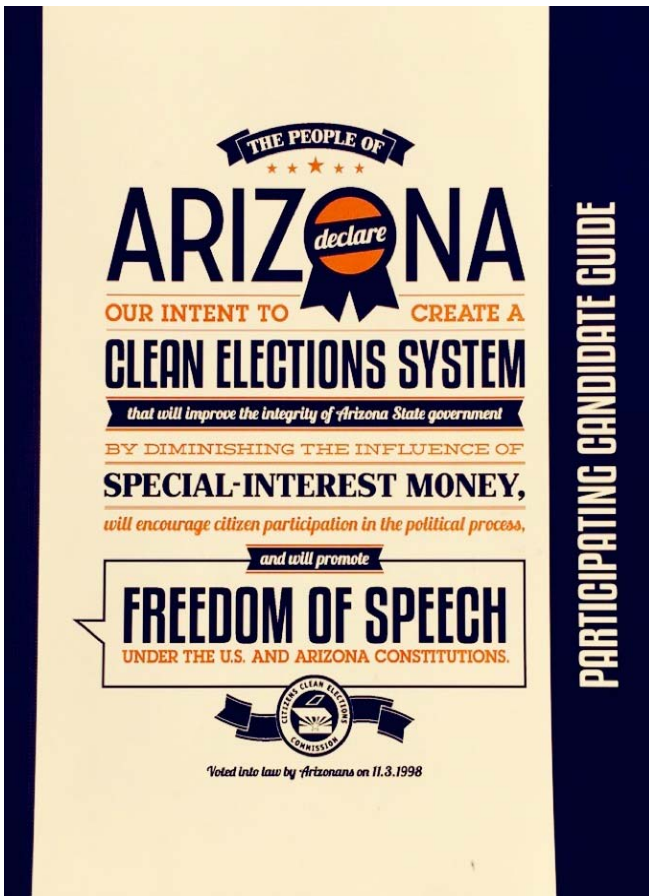
“Cut Through It” Campaign

The Cut Through It Campaign encouraged voters to be informed when they cast their ballot and referred them to the Citizens Clean Elections Candidate Statement Pamphlet to hear directly from the candidates. As over 29 million dollars were spent on political ads in Arizona, it's important for voters to have a non-partisan resource to obtain election information and to have the ability to hear directly from the candidates, not just special interest groups.



Candidate Training

Education is a key component to the mission of the Commission. In 2014, the Commission continued to provide information to interested groups and potential candidates through speaking engagements, candidate training workshops, as well as through publications on our enhanced agency website. Each election cycle the Commission develops a candidate guide to assist participating candidates as they navigate the political campaign process. The guide covers important topics such as requirements of the Clean Elections Act and Rules, filing and reporting deadlines, how to become a Clean Elections participating candidate, and how to qualify for funding.



Participating candidates are required to attend one Clean Elections Candidate Training Workshop during the election cycle. The workshops are designed to provide information to prospective candidates, or those who are assisting participating candidates, about everything Clean Elections has to offer as well as requirements of the Clean Elections Act.

During 2014, the Commission conducted 15 candidate training workshops both online and in person. The Commission had 100% participating candidate attendance at the workshops with over 180 individuals in attendance during the 2013-2014 election cycle.

Candidate Debates

The Citizens Clean Elections Commission proudly sponsors candidate debates prior to the Primary & General Election for statewide and legislative candidates. Participating candidates are required to attend the debates. Non-participating/traditional candidates are invited and are encouraged to participate. The debates occurred throughout Arizona and all statewide debates were televised. Candidates must appear in person, not by proxy or electronically, unless to accommodate a disability.

All debate videos may be seen in their entirety on the Commission's [YouTube Channel](#) and have been closed captioned for the hearing impaired.



22 Primary Election Debates:

15 legislative: 60 of 86 (69.8%) candidates attended

7 statewide: 22 of 22 (100%) candidates attended

33 General Election Debates:

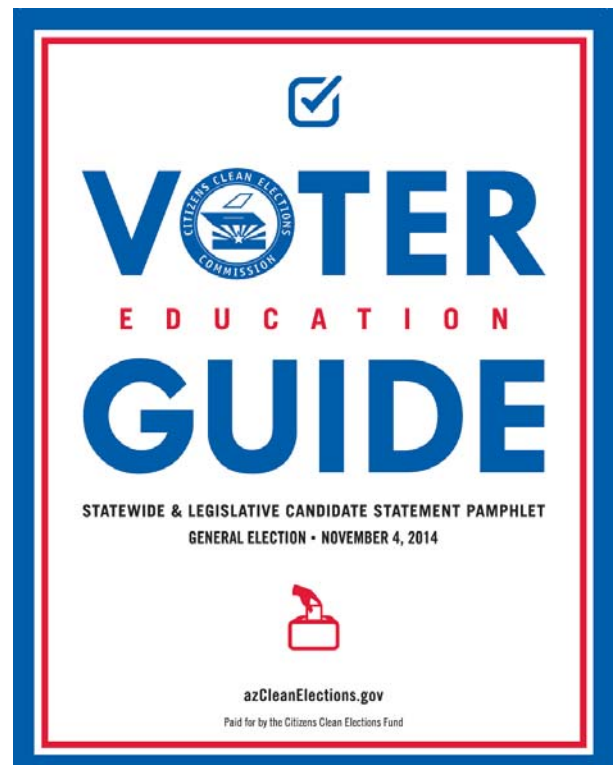
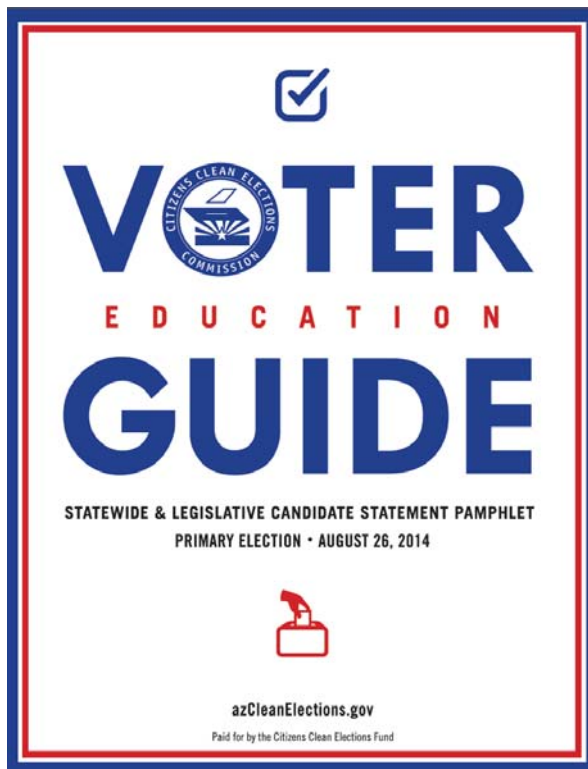
28 legislative: 96 of 138 (69.6%) candidates attended

5 statewide: 14 of 14 (100%) candidates attended



Candidate Statement Pamphlet

Two separate Candidate Statement Pamphlets were created, printed, and distributed in 2014. The pamphlets contained a 200-word statement and a picture from each statewide and legislative candidate. Submission of a statement and picture is not a requirement for using the Clean Elections system. The Commission distributed 1.8 million copies of the Primary election pamphlet and another 1.8 million copies of the General election pamphlet, for a total of 3.6 million, to households containing a registered Arizona voter. For the Primary election there were a total of 204 statements submitted, out of 219 eligible candidates (93.2%). While for the General election there were 163 statements submitted, out of 169 eligible candidates (96.4%). In addition to the candidates' statements and photos, the pamphlet also contained information on the voting process and how to request an early ballot. The pamphlet is available in English, Spanish and Navajo (statewide and specific districts only).






Web & Social Media

In May of 2014, the Commission unveiled a brand new website merging together cleanelections101.com and the agency's official government website. This was done to create a user friendly single elections resource for the voters, potential voters and any interested member of the public. Enhancements to the website included an updated district locator feature to allow voters to easily identify the candidates running in their district and to view their statements. Voters and candidates alike can visit azcleanelections.gov for more information about elections and running for office.

Social media sites such as Twitter, YouTube and Facebook were utilized to allow the Commission to instantly communicate to the public

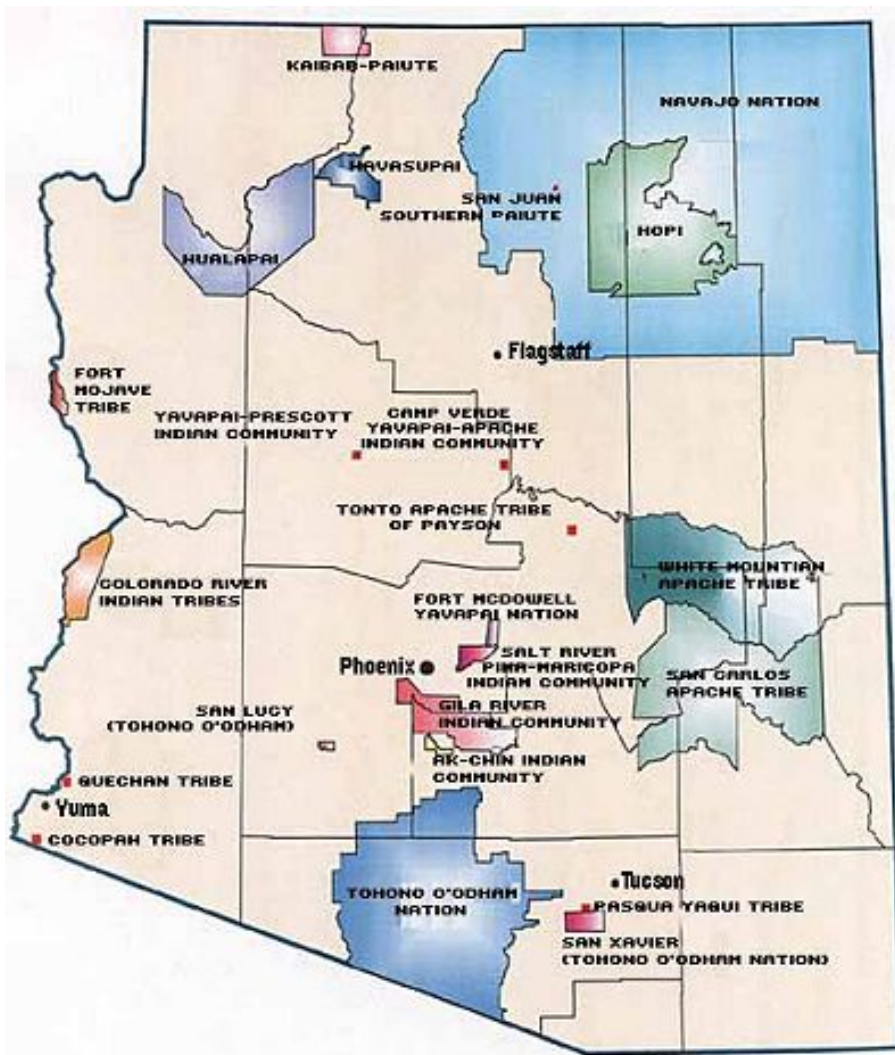
In 2014, the Commission utilized the digital "I Voted" sticker that was made successful in previous election cycles. The sticker was also made available on the website, so that voters could proudly display the fulfillment of their civic duty.



	2013	2014	%
	1,173 Likes	4,904 Likes	+318%
	749 Followers	908 Followers	+21%
	8,000+ Views	32,000+ Views	+300%

Outreach | Native American Community

In an effort to increase outreach to Native American communities, Clean Elections made available written and audio Navajo translations of certain portions of the Candidate Statement Pamphlet. Additionally, radio, print and online messaging campaigns were specifically placed with media outlets that serve Native American communities. When able, radio ads were broadcast in the applicable Native American language. These efforts resulted in positive feedback from the community and the Commission has placed a high emphasis on continuing education and outreach efforts to Native American communities.



Enforcement, Candidate Audits & Litigation

The Commission enforces the Citizens Clean Elections Act and Commission rules which are a part of the Arizona Administrative Code. The Act and Commission rules contain specific campaign finance provisions and limitations.

In order to ensure campaign spending occurs in an ethical manner as specified by the Act and Rules, Commission staff monitors campaign finance reports filed pursuant to the Act and if necessary, they may request financial records. The Commission has the authority to subpoena witnesses, take evidence, and require, by subpoena, the production of any books, papers, records or other material relevant to an enforcement matter.

Potential penalties for violations of the Act range from monetary penalties to the disqualification of a candidate or forfeiture of office. The Commission settles most enforcement matters in an amicable fashion.

Additionally, the Commission conducts random audits to ensure compliance with the Act and Commission rules. Candidates are randomly selected during a public Commission meeting. The audits are completed by an independent auditing agency.

In 2014, the Commission randomly selected 20 participating candidates for audits. This included 12 legislative candidates and 8 statewide candidates who received Clean Elections funding in either the 2014 primary or general election periods. The Commission approved 6 of the random audits with the remaining audits to be completed in 2015.

Enforcement

The Commission acts on both external and internally filed complaints.

The Commission reviewed 25 complaints from the 2014 election cycle. 19 of the complaints were closed in 2014. The Commission anticipates all remaining enforcement matters are expected to be completed in 2015.

The Clean Elections Fund Contributes to a Better Arizona

In a time of financial challenge and hardship, Clean Elections is essential to the growth and success of the State.

Not a single dollar of Clean Elections funding comes from the State's General Fund.

Clean Elections is funded by voluntary contributions and surcharges on criminal penalties and violations, such as traffic tickets.

Rather than taking money from taxpayers, Clean Elections has donated \$74 million to the State's General Fund since its inception through 2014.

The removal of the \$5 check-off box on Arizona state income tax return forms and dollar-for-dollar tax credits caused a decrease in revenue to the Clean Elections Fund, and as a result the Commission was unable to transfer excess monies to the General Fund in 2014.

*Previously, Arizona citizens could contribute voluntarily through a \$5 check-off box on Arizona state income tax return forms and through dollar for dollar tax credits. This portion of the Act was removed in 2012; however, late tax filers may still contribute.

Financial Information

Funding Sources

Citizens Clean Elections Commission revenue comes from a few different sources:

- 10% surcharge on all civil penalties and criminal fines
- Civil penalties paid by candidates.
- \$5 qualifying contributions collected from participating candidates.

Revenue

2014 Revenues	Actual
Court Assessments	\$8,403,460
Commission Assessments	\$24,500
\$5 Tax Check-off (late tax filings)*	\$54,986
\$5 Candidate Qualifying Contributions	\$236,980
Miscellaneous	\$34,465

Expenditures

CY 2014 Expenditures	Candidate Funding	Admin & Enforcement	Voter Education
Total	\$5,319,846	\$1,899,112	\$4,700,162

2014 Candidate Summary

During the Primary election 219 candidates sought statewide and legislative offices, with 69 of those participating in the Clean Elections system. The Clean Elections candidate participation rate was 31.5% in the Primary election.

During the General election there were 165 candidates seeking statewide and legislative offices, 46 of which were participating candidates. The Clean Elections candidate participation rate was 28% in the General election.

In 2014, more than \$5.3 million was distributed from the Clean Elections Fund to participating candidates.

The following pages list every candidate for statewide and legislative office who raised funds and qualified for the ballot. Please note each legislative district elects two representatives to serve in the House of Representatives and one State senator to serve in the Senate. This listing is compiled using data provided at www.azsos.gov.

Arizona's Citizens Clean Elections Act

The public financing system is voluntary; candidates who choose to participate in this system to receive public funding are known as participating candidates. Candidates who choose to raise private campaign funds are known as non-participating/traditional candidates.

To become a Clean Elections participating candidate, a candidate must raise a number of \$5 qualifying contributions during a defined qualifying period. Clean Elections participating candidates agree to forgo contributions from political action committees.



2014 PRIMARY ELECTION CANDIDATE LISTING

Candidates Qualified for Ballot for the 2014 Primary Election

Total Number of Candidates = 219

Total Number of Participating Candidates = 69

<i>Office Sought</i>						
Candidate Name	Committee ID	Party	Part?	Primary Initial Disbursement	Primary Equalizing Disbursement	Total Disbursement
GOVERNOR						
BENNETT, KEN	201200109	Republican	X	\$753,616.00	\$0.00	\$753,616.00
DUCEY, DOUG	201400191	Republican		\$0.00	\$0.00	\$0.00
DUVAL, FRED	201400063	Democratic		\$0.00	\$0.00	\$0.00
HESS, II, BARRY J. MR.	200291785	Libertarian		\$0.00	\$0.00	\$0.00
JONES, CHRISTINE N.	201400211	Republican		\$0.00	\$0.00	\$0.00
MEALER, JOHN LEWIS MR	201400089	Americans Ele		\$0.00	\$0.00	\$0.00
RIGGS, FRANK	201400438	Republican		\$0.00	\$0.00	\$0.00
SMITH, SCOTT	201400415	Republican		\$0.00	\$0.00	\$0.00
THOMAS, ANDREW P.	201400109	Republican	X	\$753,616.00	\$0.00	\$753,616.00
Office Totals:				\$1,507,232.00	\$0.00	\$1,507,232.00
SECRETARY OF STATE						
CARDON, WIL	201400209	Republican		\$0.00	\$0.00	\$0.00
GODDARD, TERRY	201400404	Democratic	X	\$195,280.00	\$0.00	\$195,280.00
PIERCE, JUSTIN	201200130	Republican	X	\$195,280.00	\$0.00	\$195,280.00
REAGAN, MICHELE	201400015	Republican		\$0.00	\$0.00	\$0.00
Office Totals:				\$390,560.00	\$0.00	\$390,560.00
ATTORNEY GENERAL						
BRNOVICH, MARK	201400272	Republican		\$0.00	\$0.00	\$0.00
HORNE, THOMAS C.	201200082	Republican		\$0.00	\$0.00	\$0.00
ROTELLINI, FELECIA	201400067	Democratic		\$0.00	\$0.00	\$0.00
Office Totals:				\$0.00	\$0.00	\$0.00
STATE TREASURER						
DEWIT, JEFF	201400220	Republican		\$0.00	\$0.00	\$0.00
HALLMAN, HUGH	201400046	Republican		\$0.00	\$0.00	\$0.00
PULLEN, RANDALL	201400338	Republican		\$0.00	\$0.00	\$0.00
Office Totals:				\$0.00	\$0.00	\$0.00
SUPERINTENDENT OF PUBLIC INSTRUCTION						
DOUGLAS, DIANE M	201400223	Republican	X	\$97,620.00	\$0.00	\$97,620.00
GARCIA, DAVID	201400147	Democratic		\$0.00	\$0.00	\$0.00
HUPPENTHAL, JOHN	201200314	Republican	X	\$97,620.00	\$0.00	\$97,620.00
THOMAS, SHARON	201400006	Democratic		\$0.00	\$0.00	\$0.00
Office Totals:				\$195,240.00	\$0.00	\$195,240.00
STATE MINE INSPECTOR						
HART, JOE	201400343	Republican		\$0.00	\$0.00	\$0.00
Office Totals:				\$0.00	\$0.00	\$0.00
CORPORATION COMMISSIONER						
FORESE, TOM III	201400121	Republican	X	\$97,620.00	\$0.00	\$97,620.00
HOLWAY, JIM	201400085	Democratic	X	\$97,620.00	\$0.00	\$97,620.00
KENNEDY, HON SANDRA	201400311	Democratic	X	\$97,620.00	\$0.00	\$97,620.00
LITTLE, DOUGLAS B	201400349	Republican	X	\$97,620.00	\$0.00	\$97,620.00
MASON, LUCY	201400372	Republican		\$0.00	\$0.00	\$0.00
PARKER, VERNON B	201400458	Republican	X	\$97,620.00	\$0.00	\$97,620.00

<i>Office Sought</i>						
Candidate Name	Committee ID	Party	Part?	Primary Initial Disbursement	Primary Equalizing Disbursement	Total Disbursement
Office Totals:				\$488,100.00	\$0.00	\$488,100.00
STATE SENATOR - DISTRICT NO. 1						
PIERCE, STEPHEN M	201200060	Republican		\$0.00	\$0.00	\$0.00
Office Totals:				\$0.00	\$0.00	\$0.00
STATE SENATOR - DISTRICT NO. 2						
DALESSANDRO, ANDREA	201200304	Democratic	X	\$15,253.00	\$0.00	\$15,253.00
ESTRELLA, DANIEL GILBERT	201400409	Republican	X	\$0.00	\$0.00	\$0.00
Office Totals:				\$15,253.00	\$0.00	\$15,253.00
STATE SENATOR - DISTRICT NO. 3						
BALDENEGRO, SALOMON F	201400470	Democratic	X	\$22,880.00	\$0.00	\$22,880.00
CAJERO BEDFORD, OLIVIA	201400207	Democratic	X	\$22,880.00	\$0.00	\$22,880.00
Office Totals:				\$45,760.00	\$0.00	\$45,760.00
STATE SENATOR - DISTRICT NO. 4						
PANCRAZI, MARGARET LYNN	201200185	Democratic		\$0.00	\$0.00	\$0.00
URIBE, CONNIE	201400492	Republican		\$0.00	\$0.00	\$0.00
Office Totals:				\$0.00	\$0.00	\$0.00
STATE SENATOR - DISTRICT NO. 5						
WARD, KELLI	201200195	Republican		\$0.00	\$0.00	\$0.00
Office Totals:				\$0.00	\$0.00	\$0.00
STATE SENATOR - DISTRICT NO. 6						
CRANDELL, CHESTER J MR.	201400290	Republican		\$0.00	\$0.00	\$0.00
Office Totals:				\$0.00	\$0.00	\$0.00
STATE SENATOR - DISTRICT NO. 7						
BEGAY, CARLYLE MR.	201400205	Democratic		\$0.00	\$0.00	\$0.00
DESCHEENIE, ERIC FRANK	201400521	Democratic	X	\$0.00	\$0.00	\$0.00
PESHLAKAI, JAMESCITA MAE	201200500	Democratic	X	\$22,880.00	\$0.00	\$22,880.00
Office Totals:				\$22,880.00	\$0.00	\$22,880.00
STATE SENATOR - DISTRICT NO. 8						
LITTLETON, IRENE	201400321	Republican	X	\$15,253.00	\$0.00	\$15,253.00
MCGUIRE, BARBARA	201400142	Democratic	X	\$15,253.00	\$0.00	\$15,253.00
PEASE, ALAN	201400479	Republican		\$0.00	\$0.00	\$0.00
VANGILDER, HAROLD	201400222	Republican	X	\$15,253.00	\$0.00	\$15,253.00
Office Totals:				\$45,759.00	\$0.00	\$45,759.00
STATE SENATOR - DISTRICT NO. 9						
FARLEY, STEVE	201000288	Democratic		\$0.00	\$0.00	\$0.00
Office Totals:				\$0.00	\$0.00	\$0.00
STATE SENATOR - DISTRICT NO. 10						
BRADLEY, DAVID	201200161	Democratic		\$0.00	\$0.00	\$0.00
MORRISON, MARK EDWIN	201400244	Republican	X	\$15,253.00	\$0.00	\$15,253.00
Office Totals:				\$15,253.00	\$0.00	\$15,253.00
STATE SENATOR - DISTRICT NO. 11						
BARTLE, SCOTT	201400357	Republican		\$0.00	\$0.00	\$0.00
HOLT, JO	201400162	Democratic		\$0.00	\$0.00	\$0.00
SMITH, STEVE	201200090	Republican		\$0.00	\$0.00	\$0.00
Office Totals:				\$0.00	\$0.00	\$0.00
STATE SENATOR - DISTRICT NO. 12						

<i>Office Sought</i>				Primary Initial	Primary	Total
Candidate Name	Committee ID	Party	Part?	Disbursement	Equalizing Disbursement	Disbursement
BIGGS, ANDY	201400320	Republican		\$0.00	\$0.00	\$0.00
GLOVER, SCOTT RICHMOND	201400535	Democratic	X	\$15,253.00	\$0.00	\$15,253.00
Office Totals:				\$15,253.00	\$0.00	\$15,253.00
STATE SENATOR - DISTRICT NO. 13						
FARMER, TOBY	201400099	Republican		\$0.00	\$0.00	\$0.00
SHOOTER, DON	201200035	Republican		\$0.00	\$0.00	\$0.00
WOODMANSEE, TERRI LEE	201200607	Democratic	X	\$0.00	\$0.00	\$0.00
Office Totals:				\$0.00	\$0.00	\$0.00
STATE SENATOR - DISTRICT NO. 14						
GRIFFIN, GAIL	201400023	Republican		\$0.00	\$0.00	\$0.00
Office Totals:				\$0.00	\$0.00	\$0.00
STATE SENATOR - DISTRICT NO. 15						
BARTO, NANCY K	201000206	Republican		\$0.00	\$0.00	\$0.00
RYAN, DAVID J	201400551	Republican	X	\$22,880.00	\$0.00	\$22,880.00
Office Totals:				\$22,880.00	\$0.00	\$22,880.00
STATE SENATOR - DISTRICT NO. 16						
FARNSWORTH, DAVID CHRIS	201400305	Republican		\$0.00	\$0.00	\$0.00
MCARTHUR, TAYLOR ROBIN	201400185	Republican		\$0.00	\$0.00	\$0.00
PRIOR, SCOTT MICHAEL	201200286	Democratic		\$0.00	\$0.00	\$0.00
Office Totals:				\$0.00	\$0.00	\$0.00
STATE SENATOR - DISTRICT NO. 17						
O'BRIEN, KRISTIE NOEL	201400408	Democratic		\$0.00	\$0.00	\$0.00
YARBROUGH, STEVE	201400273	Republican		\$0.00	\$0.00	\$0.00
Office Totals:				\$0.00	\$0.00	\$0.00
STATE SENATOR - DISTRICT NO. 18						
DIAL, JEFF	201400017	Republican		\$0.00	\$0.00	\$0.00
HYDRICK, JANIE	201400350	Democratic	X	\$15,253.00	\$0.00	\$15,253.00
MORRISSEY, THOMAS	201400443	Republican		\$0.00	\$0.00	\$0.00
Office Totals:				\$15,253.00	\$0.00	\$15,253.00
STATE SENATOR - DISTRICT NO. 19						
CONTRERAS, GUADALUPE C	201400540	Democratic		\$0.00	\$0.00	\$0.00
COTERA, ANGELA	201400447	Democratic	X	\$22,880.00	\$0.00	\$22,880.00
Office Totals:				\$22,880.00	\$0.00	\$22,880.00
STATE SENATOR - DISTRICT NO. 20						
KENNEDY, PATRICE	201400513	Democratic	X	\$15,253.00	\$0.00	\$15,253.00
YEE, KIMBERLY	201400010	Republican		\$0.00	\$0.00	\$0.00
Office Totals:				\$15,253.00	\$0.00	\$15,253.00
STATE SENATOR - DISTRICT NO. 21						
LESKO, DEBBIE	201200020	Republican		\$0.00	\$0.00	\$0.00
VASKO, CAROLYN	201400824	Democratic	X	\$15,253.00	\$0.00	\$15,253.00
Office Totals:				\$15,253.00	\$0.00	\$15,253.00
STATE SENATOR - DISTRICT NO. 22						
BURGES, JUDY	201200027	Republican		\$0.00	\$0.00	\$0.00
MUSCATO, ARCHANGEL	201400472	Democratic	X	\$15,253.00	\$0.00	\$15,253.00
Office Totals:				\$15,253.00	\$0.00	\$15,253.00
STATE SENATOR - DISTRICT NO. 23						

Office Sought				Primary Initial	Primary	Total
Candidate Name	Committee ID	Party	Part?	Disbursement	Equalizing Disbursement	Disbursement
KAVANAGH, JOHN	201200102	Republican		\$0.00	\$0.00	\$0.00
PENNYPACKER, PAULA	201400434	Democratic		\$0.00	\$0.00	\$0.00
SCHWARTZ, JEFFREY	201400494	Republican		\$0.00	\$0.00	\$0.00
Office Totals:				\$0.00	\$0.00	\$0.00
STATE SENATOR - DISTRICT NO. 24						
FOLLETTE, WILLIAM THOMAS	201400533	Republican		\$0.00	\$0.00	\$0.00
HOBBS, KATIE	201200026	Democratic		\$0.00	\$0.00	\$0.00
Office Totals:				\$0.00	\$0.00	\$0.00
STATE SENATOR - DISTRICT NO. 25						
HEAP, RALPH T	201400317	Republican		\$0.00	\$0.00	\$0.00
WORSLEY, ROBERT	201200424	Republican		\$0.00	\$0.00	\$0.00
ZACHARY, STEVEN	201400428	Democratic	X	\$15,253.00	\$0.00	\$15,253.00
Office Totals:				\$15,253.00	\$0.00	\$15,253.00
STATE SENATOR - DISTRICT NO. 26						
ABLESER, EDWARD Z	201400198	Democratic	X	\$15,253.00	\$0.00	\$15,253.00
Office Totals:				\$15,253.00	\$0.00	\$15,253.00
STATE SENATOR - DISTRICT NO. 27						
MARQUEZ, AARON JOEL	201400243	Democratic		\$0.00	\$0.00	\$0.00
MIRANDA, CATHERINE	201400086	Democratic		\$0.00	\$0.00	\$0.00
Office Totals:				\$0.00	\$0.00	\$0.00
STATE SENATOR - DISTRICT NO. 28						
BUTLER, KELLI	201400484	Democratic	X	\$15,253.00	\$0.00	\$15,253.00
DRIGGS, ADAM	201000155	Republican		\$0.00	\$0.00	\$0.00
IANNUZO, JAMES	200493242	Libertarian		\$0.00	\$0.00	\$0.00
Office Totals:				\$15,253.00	\$0.00	\$15,253.00
STATE SENATOR - DISTRICT NO. 29						
HERNANDEZ, LYDIA	201400420	Democratic		\$0.00	\$0.00	\$0.00
NUTTLE, CRYSTAL	201400107	Republican	X	\$0.00	\$0.00	\$0.00
QUEZADA, MARTIN J.	201200170	Democratic		\$0.00	\$0.00	\$0.00
Office Totals:				\$0.00	\$0.00	\$0.00
STATE SENATOR - DISTRICT NO. 30						
COX, GARY	201400385	Republican		\$0.00	\$0.00	\$0.00
MEZA, ROBERT	201200004	Democratic		\$0.00	\$0.00	\$0.00
Office Totals:				\$0.00	\$0.00	\$0.00
STATE REPRESENTATIVE - DISTRICT 1						
CAMPBELL, NOEL	201400388	Republican	X	\$22,880.00	\$0.00	\$22,880.00
CUCCIA, FRANK JAMES	201400397	Democratic	X	\$15,253.00	\$0.00	\$15,253.00
ENGLUND, SEAN	201400480	Republican	X	\$0.00	\$0.00	\$0.00
FANN, KAREN ELIZABETH MS	201200041	Republican		\$0.00	\$0.00	\$0.00
GRAY, LINDA	201400323	Republican		\$0.00	\$0.00	\$0.00
Office Totals:				\$38,133.00	\$0.00	\$38,133.00
STATE REPRESENTATIVE - DISTRICT 2						
ACKERLEY, JOHN CHRISTOP	201400236	Republican	X	\$15,253.00	\$0.00	\$15,253.00
CLINCO, DEMION	201400496	Democratic	X	\$15,253.00	\$0.00	\$15,253.00
GABALDON, ROSANNA	201400125	Democratic	X	\$15,253.00	\$0.00	\$15,253.00
Office Totals:				\$45,759.00	\$0.00	\$45,759.00

<i>Office Sought</i>							
Candidate Name	Committee ID	Party	Part?	Primary Initial Disbursement	Primary Equalizing Disbursement	Total Disbursement	
STATE REPRESENTATIVE - DISTRICT 3							
GONZALES, SALLY ANN	201200342	Democratic		\$0.00	\$0.00	\$0.00	
SALDATE, MACARIO IV	201200293	Democratic		\$0.00	\$0.00	\$0.00	
Office Totals:				\$0.00	\$0.00	\$0.00	
STATE REPRESENTATIVE - DISTRICT 4							
FERNANDEZ, CHARLENE R IV	201400828	Democratic		\$0.00	\$0.00	\$0.00	
HOPKINS, RICHARD	201400424	Republican		\$0.00	\$0.00	\$0.00	
OTONDO, LISA	201400331	Democratic		\$0.00	\$0.00	\$0.00	
SUAREZ, JOSE LEONARDO	201400821	Democratic	X	\$22,880.00	\$0.00	\$22,880.00	
Office Totals:				\$22,880.00	\$0.00	\$22,880.00	
STATE REPRESENTATIVE - DISTRICT 5							
BORRELLI, SONNY	201200349	Republican		\$0.00	\$0.00	\$0.00	
COBB, REGINA	201400516	Republican		\$0.00	\$0.00	\$0.00	
JONES, JENNIFER MARIE	201400504	Republican		\$0.00	\$0.00	\$0.00	
LONGORIA, JOSEPH	201400483	Democratic	X	\$15,253.00	\$0.00	\$15,253.00	
MEDRANO, SAM	201400303	Republican	X	\$22,880.00	\$0.00	\$22,880.00	
SCHNITTGRUND, GEORGE	201200229	Republican		\$0.00	\$0.00	\$0.00	
WEISSER, BETH	201400462	Democratic		\$0.00	\$0.00	\$0.00	
Office Totals:				\$38,133.00	\$0.00	\$38,133.00	
STATE REPRESENTATIVE - DISTRICT 6							
BARTON, BRENDA	201200151	Republican		\$0.00	\$0.00	\$0.00	
MORRISON, LANNY	201400436	Democratic		\$0.00	\$0.00	\$0.00	
THORPE, ROBERT J	201400459	Republican	X	\$0.00	\$0.00	\$0.00	
Office Totals:				\$0.00	\$0.00	\$0.00	
STATE REPRESENTATIVE - DISTRICT 7							
BENALLY, JENNIFER DELPHI	201400406	Democratic		\$0.00	\$0.00	\$0.00	
BUTLER, JOSHUA LAVAR	201400546	Democratic	X	\$22,880.00	\$0.00	\$22,880.00	
HALE, ALBERT	201400566	Democratic		\$0.00	\$0.00	\$0.00	
Office Totals:				\$22,880.00	\$0.00	\$22,880.00	
STATE REPRESENTATIVE - DISTRICT 8							
BACHMANN, WAYNE DENNIS	201400558	Republican	X	\$0.00	\$0.00	\$0.00	
CASILLAS, CARMEN	201400849	Democratic	X	\$0.00	\$0.00	\$0.00	
DAWALD, DARLA G	201400432	Republican	X	\$15,253.00	\$0.00	\$15,253.00	
PRATT, FRANK	201400108	Republican		\$0.00	\$0.00	\$0.00	
SHOPE, THOMAS R JR.	201200100	Republican		\$0.00	\$0.00	\$0.00	
Office Totals:				\$15,253.00	\$0.00	\$15,253.00	
STATE REPRESENTATIVE - DISTRICT 9							
FRIESE, RANDALL S	201400368	Democratic		\$0.00	\$0.00	\$0.00	
ORR, ETHAN	201200317	Republican		\$0.00	\$0.00	\$0.00	
STEELE, VICTORIA	201200238	Democratic		\$0.00	\$0.00	\$0.00	
Office Totals:				\$0.00	\$0.00	\$0.00	
STATE REPRESENTATIVE - DISTRICT 10							
CLODFELTER, TODD	201400044	Republican		\$0.00	\$0.00	\$0.00	
MACH, STEFANIE	201400457	Democratic		\$0.00	\$0.00	\$0.00	
WHEELER, BRUCE	201400058	Democratic		\$0.00	\$0.00	\$0.00	
WILDISH, WILLIAM	201400440	Republican	X	\$0.00	\$0.00	\$0.00	

Office Sought Candidate Name	Committee ID	Party	Part?	Primary Initial Disbursement	Primary Equalizing Disbursement	Total Disbursement
Office Totals:				\$0.00	\$0.00	\$0.00
STATE REPRESENTATIVE - DISTRICT 11						
FINCHEM, MARK	201400155	Republican	X	\$22,880.00	\$0.00	\$22,880.00
GRANT, JO	201400490	Republican		\$0.00	\$0.00	\$0.00
LEACH, VENDEN "VINCE" W	201400102	Republican		\$0.00	\$0.00	\$0.00
LYON, HOLLACE D.	201400526	Democratic	X	\$15,253.00	\$0.00	\$15,253.00
Office Totals:				\$38,133.00	\$0.00	\$38,133.00
STATE REPRESENTATIVE - DISTRICT 12						
FARNSWORTH, EDDIE	201400352	Republican		\$0.00	\$0.00	\$0.00
PETERSEN, WARREN	201200227	Republican		\$0.00	\$0.00	\$0.00
ROTHANS, DJ	201400426	Democratic	X	\$15,253.00	\$0.00	\$15,253.00
Office Totals:				\$15,253.00	\$0.00	\$15,253.00
STATE REPRESENTATIVE - DISTRICT 13						
HANSEN, STEVE	201400437	Democratic	X	\$15,253.00	\$0.00	\$15,253.00
LANDIS, DIANE H	201400139	Republican		\$0.00	\$0.00	\$0.00
MITCHELL, DARIN	201400038	Republican		\$0.00	\$0.00	\$0.00
MONTENEGRO, STEVE B	201000166	Republican		\$0.00	\$0.00	\$0.00
Office Totals:				\$15,253.00	\$0.00	\$15,253.00
STATE REPRESENTATIVE - DISTRICT 14						
BURTON, JAMES C	201400527	Democratic	X	\$15,253.00	\$0.00	\$15,253.00
GOWAN, DAVID	201200129	Republican		\$0.00	\$0.00	\$0.00
STEVENS, DAVID	201200013	Republican		\$0.00	\$0.00	\$0.00
SYFERT, SUSAN	201400271	Republican		\$0.00	\$0.00	\$0.00
Office Totals:				\$15,253.00	\$0.00	\$15,253.00
STATE REPRESENTATIVE - DISTRICT 15						
ALLEN, JOHN M	201400113	Republican		\$0.00	\$0.00	\$0.00
CARTER, HEATHER	201000575	Republican		\$0.00	\$0.00	\$0.00
SMITH, DAVID BURNELL	201400033	Republican		\$0.00	\$0.00	\$0.00
Office Totals:				\$0.00	\$0.00	\$0.00
STATE REPRESENTATIVE - DISTRICT 16						
COLEMAN, DOUGLAS KENT	201400031	Republican		\$0.00	\$0.00	\$0.00
FILLMORE, JOHN	201400266	Republican	X	\$22,880.00	\$0.00	\$22,880.00
PRIOR, CARA LEE	201200610	Democratic		\$0.00	\$0.00	\$0.00
STEVENS, ADAM	201400221	Republican		\$0.00	\$0.00	\$0.00
TOWNSEND, KELLY	201400239	Republican	X	\$22,880.00	\$0.00	\$22,880.00
Office Totals:				\$45,760.00	\$0.00	\$45,760.00
STATE REPRESENTATIVE - DISTRICT 17						
LEE, DANIELLE	201400332	Democratic	X	\$15,253.00	\$0.00	\$15,253.00
MESNARD, J.D.	201000365	Republican		\$0.00	\$0.00	\$0.00
WENINGER, JEFF	201400106	Republican		\$0.00	\$0.00	\$0.00
Office Totals:				\$15,253.00	\$0.00	\$15,253.00
STATE REPRESENTATIVE - DISTRICT 18						
EPSTEIN, DENISE "MITZI"	201400486	Democratic		\$0.00	\$0.00	\$0.00
KING, JOHN R	201400500	Republican		\$0.00	\$0.00	\$0.00
NORGAARD, JILL	201400120	Republican		\$0.00	\$0.00	\$0.00
PHEANIS, DAVID CHARLES	201400818	Republican		\$0.00	\$0.00	\$0.00

Office Sought				Primary Initial	Primary	Total
Candidate Name	Committee ID	Party	Part?	Disbursement	Equalizing Disbursement	Disbursement
ROBSON, BOB	201200015	Republican		\$0.00	\$0.00	\$0.00
Office Totals:				\$0.00	\$0.00	\$0.00
STATE REPRESENTATIVE - DISTRICT 19						
CARDENAS, MARK	201200450	Democratic		\$0.00	\$0.00	\$0.00
ESPINOZA, JOSE DIEGO	201400541	Democratic		\$0.00	\$0.00	\$0.00
JOHNSON, SOPHIA E.	201400054	Republican		\$0.00	\$0.00	\$0.00
Office Totals:				\$0.00	\$0.00	\$0.00
STATE REPRESENTATIVE - DISTRICT 20						
ADAMS, BILL	201400560	Republican		\$0.00	\$0.00	\$0.00
AUNG KHIN, THURANE KARL	201400160	Republican		\$0.00	\$0.00	\$0.00
BOYER, PAUL	201200308	Republican		\$0.00	\$0.00	\$0.00
KERN, ANTHONY T	201400092	Republican	X	\$15,253.00	\$0.00	\$15,253.00
SCHWABENLENDER, AMY RC	201400218	Democratic		\$0.00	\$0.00	\$0.00
SEEL , CARL	201400386	Republican	X	\$15,253.00	\$0.00	\$15,253.00
Office Totals:				\$30,506.00	\$0.00	\$30,506.00
STATE REPRESENTATIVE - DISTRICT 21						
GRAY, L. RICHARD	201200120	Republican		\$0.00	\$0.00	\$0.00
LUMM, ESTHER DURÁN	201400461	Democratic	X	\$15,253.00	\$0.00	\$15,253.00
RIVERO, JOSE	201400448	Republican		\$0.00	\$0.00	\$0.00
Office Totals:				\$15,253.00	\$0.00	\$15,253.00
STATE REPRESENTATIVE - DISTRICT 22						
BOYCE-WILSON, BONNIE	201400529	Democratic	X	\$15,253.00	\$0.00	\$15,253.00
LIVINGSTON, DAVID ALAN	201200401	Republican		\$0.00	\$0.00	\$0.00
LOVAS, PHIL	201200283	Republican		\$0.00	\$0.00	\$0.00
WOODS, LARRY	201400536	Democratic	X	\$15,253.00	\$0.00	\$15,253.00
Office Totals:				\$30,506.00	\$0.00	\$30,506.00
STATE REPRESENTATIVE - DISTRICT 23						
CARLSON, EFFIE	201400197	Republican		\$0.00	\$0.00	\$0.00
LAWRENCE, JAY	201400324	Republican		\$0.00	\$0.00	\$0.00
LITTLEFIELD, BOB	201400065	Republican		\$0.00	\$0.00	\$0.00
UGENTI, MICHELLE B	201200029	Republican		\$0.00	\$0.00	\$0.00
Office Totals:				\$0.00	\$0.00	\$0.00
STATE REPRESENTATIVE - DISTRICT 24						
ALSTON, LELA	201200019	Democratic		\$0.00	\$0.00	\$0.00
BAUER, RICHARD J MR	201400137	Democratic		\$0.00	\$0.00	\$0.00
CLARK, KEN	201000305	Democratic		\$0.00	\$0.00	\$0.00
CORTEZ, LEI LANI S	201400353	Republican		\$0.00	\$0.00	\$0.00
Office Totals:				\$0.00	\$0.00	\$0.00
STATE REPRESENTATIVE - DISTRICT 25						
BOWERS, RUSSELL W "RUST	201400431	Republican		\$0.00	\$0.00	\$0.00
BUTLER, DAVID	201400200	Democratic	X	\$15,253.00	\$0.00	\$15,253.00
DAWSON, HAYDEE	201400430	Republican		\$0.00	\$0.00	\$0.00
KIELSKY, MICHAEL	201400845	Libertarian		\$0.00	\$0.00	\$0.00
OGEA, SHEILA	201400201	Democratic	X	\$15,253.00	\$0.00	\$15,253.00
OLSON, JUSTIN	201000526	Republican		\$0.00	\$0.00	\$0.00
UDALL, MICHELLE	201400247	Republican		\$0.00	\$0.00	\$0.00

Office Sought						
Candidate Name	Committee ID	Party	Part?	Primary Initial Disbursement	Primary Equalizing Disbursement	Total Disbursement
WALKER, JERRY	201400264	Republican	X	\$22,880.00	\$0.00	\$22,880.00
Office Totals:				\$53,386.00	\$0.00	\$53,386.00
STATE REPRESENTATIVE - DISTRICT 26						
MENDEZ, JUAN JOSE	201400217	Democratic	X	\$15,253.00	\$0.00	\$15,253.00
ROY, JAMES	201400275	Republican	X	\$15,253.00	\$0.00	\$15,253.00
SHERWOOD, ANDREW	201400179	Democratic	X	\$15,253.00	\$0.00	\$15,253.00
WILL, CHRIS AH MS	201400545	Libertarian		\$0.00	\$0.00	\$0.00
Office Totals:				\$45,759.00	\$0.00	\$45,759.00
STATE REPRESENTATIVE - DISTRICT 27						
BOLDING, REGINALD	201400464	Democratic		\$0.00	\$0.00	\$0.00
MUNOZ, NORMA	201400419	Democratic	X	\$22,880.00	\$0.00	\$22,880.00
QUIÑONEZ, MARCELINO	201400399	Democratic		\$0.00	\$0.00	\$0.00
RIOS, REBECCA	201400407	Democratic		\$0.00	\$0.00	\$0.00
Office Totals:				\$22,880.00	\$0.00	\$22,880.00
STATE REPRESENTATIVE - DISTRICT 28						
BOLICK, SHAWNNA L.M.	201400165	Republican		\$0.00	\$0.00	\$0.00
BROPHY MCGEE, KATE	201000338	Republican		\$0.00	\$0.00	\$0.00
DOKO, ZHANI VASIL	201400025	Libertarian		\$0.00	\$0.00	\$0.00
HAMWAY, MARY	201400051	Republican		\$0.00	\$0.00	\$0.00
MEYER, ERIC	201000298	Democratic		\$0.00	\$0.00	\$0.00
Office Totals:				\$0.00	\$0.00	\$0.00
STATE REPRESENTATIVE - DISTRICT 29						
ANDRADE, RICHARD C	201400522	Democratic		\$0.00	\$0.00	\$0.00
BORDERS AARON	201400040	Republican		\$0.00	\$0.00	\$0.00
CHAPMAN, STEVEN	201400506	Democratic		\$0.00	\$0.00	\$0.00
GARCIA, DENICE MARTHA	201400302	Democratic		\$0.00	\$0.00	\$0.00
VELASQUEZ, CECI	201400505	Democratic		\$0.00	\$0.00	\$0.00
Office Totals:				\$0.00	\$0.00	\$0.00
STATE REPRESENTATIVE - DISTRICT 30						
GIDWANI, MICHAEL AARON	201200635	Republican		\$0.00	\$0.00	\$0.00
LARKIN, JONATHAN	201200310	Democratic		\$0.00	\$0.00	\$0.00
LYON, JOHN	201400127	Republican	X	\$0.00	\$0.00	\$0.00
MCCUNE DAVIS, DEBBIE	200693384	Democratic		\$0.00	\$0.00	\$0.00
Office Totals:				\$0.00	\$0.00	\$0.00
Totals:				\$3,420,054.00	\$0.00	\$3,420,054.00

2014 GENERAL ELECTION CANDIDATE LISTING

Primary Winner Candidates for the 2014 General Election

Total Number of Candidates = 165

Total Number of Participating Candidates = 46

<i>Office Sought</i>						
Candidate Name	Committee ID	Party	Part?	General Initial Disbursement	General Equalizing Disbursement	Total Disbursement
GOVERNOR						
DUCEY, DOUG	201400191	Republican		\$0.00	\$0.00	\$0.00
DUVAL, FRED	201400063	Democratic		\$0.00	\$0.00	\$0.00
HESS, II, BARRY J. MR.	200291785	Libertarian		\$0.00	\$0.00	\$0.00
MEALER, JOHN LEWIS MR	201400089	Americans Ele		\$0.00	\$0.00	\$0.00
Office Totals:				\$0.00	\$0.00	\$0.00
SECRETARY OF STATE						
GODDARD, TERRY	201400404	Democratic	X	\$292,920.00	\$0.00	\$292,920.00
REAGAN, MICHELE	201400015	Republican		\$0.00	\$0.00	\$0.00
Office Totals:				\$292,920.00	\$0.00	\$292,920.00
ATTORNEY GENERAL						
BRNOVICH, MARK	201400272	Republican		\$0.00	\$0.00	\$0.00
ROTELLINI, FELECIA	201400067	Democratic		\$0.00	\$0.00	\$0.00
Office Totals:				\$0.00	\$0.00	\$0.00
STATE TREASURER						
DEWIT, JEFF	201400220	Republican		\$0.00	\$0.00	\$0.00
Office Totals:				\$0.00	\$0.00	\$0.00
SUPERINTENDENT OF PUBLIC INSTRUCTION						
DOUGLAS, DIANE M	201400223	Republican	X	\$146,430.00	\$0.00	\$146,430.00
GARCIA, DAVID	201400147	Democratic		\$0.00	\$0.00	\$0.00
Office Totals:				\$146,430.00	\$0.00	\$146,430.00
STATE MINE INSPECTOR						
HART, JOE	201400343	Republican		\$0.00	\$0.00	\$0.00
Office Totals:				\$0.00	\$0.00	\$0.00
CORPORATION COMMISSIONER						
FORESE, TOM III	201400121	Republican	X	\$146,430.00	\$0.00	\$146,430.00
HOLWAY, JIM	201400085	Democratic	X	\$146,430.00	\$0.00	\$146,430.00
KENNEDY, HON SANDRA	201400311	Democratic	X	\$146,430.00	\$0.00	\$146,430.00
LITTLE, DOUGLAS B	201400349	Republican	X	\$146,430.00	\$0.00	\$146,430.00
Office Totals:				\$585,720.00	\$0.00	\$585,720.00
STATE SENATOR - DISTRICT NO. 1						
PIERCE, STEPHEN M	201200060	Republican		\$0.00	\$0.00	\$0.00
Office Totals:				\$0.00	\$0.00	\$0.00
STATE SENATOR - DISTRICT NO. 2						
DALESSANDRO, ANDREA	201200304	Democratic	X	\$22,880.00	\$0.00	\$22,880.00
ESTRELLA, DANIEL GILBERT	201400409	Republican		\$0.00	\$0.00	\$0.00
Office Totals:				\$22,880.00	\$0.00	\$22,880.00
STATE SENATOR - DISTRICT NO. 3						
CAJERO BEDFORD, OLIVIA	201400207	Democratic	X	\$1,470.00	\$0.00	\$1,470.00
Office Totals:				\$1,470.00	\$0.00	\$1,470.00
STATE SENATOR - DISTRICT NO. 4						
PANCRAZI, MARGARET LYNN	201200185	Democratic		\$0.00	\$0.00	\$0.00
URIBE, CONNIE	201400492	Republican		\$0.00	\$0.00	\$0.00

<i>Office Sought</i>				General Initial	General	Total
Candidate Name	Committee ID	Party	Part?	Disbursement	Equalizing Disbursement	Disbursement
Office Totals:				\$0.00	\$0.00	\$0.00
STATE SENATOR - DISTRICT NO. 5						
WARD, KELLI	201200195	Republican		\$0.00	\$0.00	\$0.00
Office Totals:				\$0.00	\$0.00	\$0.00
STATE SENATOR - DISTRICT NO. 6						
ALLEN, SYLVIA TENNEY	201400940	Republican		\$0.00	\$0.00	\$0.00
O'HALLERAN, TOM	201400837	Independent		\$0.00	\$0.00	\$0.00
Office Totals:				\$0.00	\$0.00	\$0.00
STATE SENATOR - DISTRICT NO. 7						
BEGAY, CARLYLE MR.	201400205	Democratic		\$0.00	\$0.00	\$0.00
Office Totals:				\$0.00	\$0.00	\$0.00
STATE SENATOR - DISTRICT NO. 8						
LITTLETON, IRENE	201400321	Republican	X	\$22,880.00	\$0.00	\$22,880.00
MCGUIRE, BARBARA	201400142	Democratic	X	\$22,880.00	\$0.00	\$22,880.00
Office Totals:				\$45,760.00	\$0.00	\$45,760.00
STATE SENATOR - DISTRICT NO. 9						
FARLEY, STEVE	201000288	Democratic		\$0.00	\$0.00	\$0.00
Office Totals:				\$0.00	\$0.00	\$0.00
STATE SENATOR - DISTRICT NO. 10						
BRADLEY, DAVID	201200161	Democratic		\$0.00	\$0.00	\$0.00
MORRISON, MARK EDWIN	201400244	Republican	X	\$22,880.00	\$0.00	\$22,880.00
Office Totals:				\$22,880.00	\$0.00	\$22,880.00
STATE SENATOR - DISTRICT NO. 11						
HOLT, JO	201400162	Democratic		\$0.00	\$0.00	\$0.00
SMITH, STEVE	201200090	Republican		\$0.00	\$0.00	\$0.00
Office Totals:				\$0.00	\$0.00	\$0.00
STATE SENATOR - DISTRICT NO. 12						
BIGGS, ANDY	201400320	Republican		\$0.00	\$0.00	\$0.00
GLOVER, SCOTT RICHMOND	201400535	Democratic	X	\$22,880.00	\$0.00	\$22,880.00
Office Totals:				\$22,880.00	\$0.00	\$22,880.00
STATE SENATOR - DISTRICT NO. 13						
SHOOTER, DON	201200035	Republican		\$0.00	\$0.00	\$0.00
WOODMANSEE, TERRI LEE	201200607	Democratic	X	\$22,880.00	\$0.00	\$22,880.00
Office Totals:				\$22,880.00	\$0.00	\$22,880.00
STATE SENATOR - DISTRICT NO. 14						
GRIFFIN, GAIL	201400023	Republican		\$0.00	\$0.00	\$0.00
Office Totals:				\$0.00	\$0.00	\$0.00
STATE SENATOR - DISTRICT NO. 15						
BARTO, NANCY K	201000206	Republican		\$0.00	\$0.00	\$0.00
Office Totals:				\$0.00	\$0.00	\$0.00
STATE SENATOR - DISTRICT NO. 16						
FARNSWORTH, DAVID CHRIS	201400305	Republican		\$0.00	\$0.00	\$0.00
PRIOR, SCOTT MICHAEL	201200286	Democratic		\$0.00	\$0.00	\$0.00
Office Totals:				\$0.00	\$0.00	\$0.00
STATE SENATOR - DISTRICT NO. 17						
O'BRIEN, KRISTIE NOEL	201400408	Democratic		\$0.00	\$0.00	\$0.00

<i>Office Sought</i>				General Initial	General	Total
Candidate Name	Committee ID	Party	Part?	Disbursement	Equalizing Disbursement	Disbursement
YARBROUGH, STEVE	201400273	Republican		\$0.00	\$0.00	\$0.00
Office Totals:				\$0.00	\$0.00	\$0.00
STATE SENATOR - DISTRICT NO. 18						
DIAL, JEFF	201400017	Republican		\$0.00	\$0.00	\$0.00
HYDRICK, JANIE	201400350	Democratic	X	\$22,880.00	\$0.00	\$22,880.00
Office Totals:				\$22,880.00	\$0.00	\$22,880.00
STATE SENATOR - DISTRICT NO. 19						
CONTRERAS, GUADALUPE C	201400540	Democratic		\$0.00	\$0.00	\$0.00
Office Totals:				\$0.00	\$0.00	\$0.00
STATE SENATOR - DISTRICT NO. 20						
KENNEDY, PATRICE	201400513	Democratic	X	\$22,880.00	\$0.00	\$22,880.00
YEE, KIMBERLY	201400010	Republican		\$0.00	\$0.00	\$0.00
Office Totals:				\$22,880.00	\$0.00	\$22,880.00
STATE SENATOR - DISTRICT NO. 21						
LESKO, DEBBIE	201200020	Republican		\$0.00	\$0.00	\$0.00
VASKO, CAROLYN	201400824	Democratic	X	\$22,880.00	\$0.00	\$22,880.00
Office Totals:				\$22,880.00	\$0.00	\$22,880.00
STATE SENATOR - DISTRICT NO. 22						
BURGES, JUDY	201200027	Republican		\$0.00	\$0.00	\$0.00
MUSCATO, ARCHANGEL	201400472	Democratic	X	\$22,880.00	\$0.00	\$22,880.00
Office Totals:				\$22,880.00	\$0.00	\$22,880.00
STATE SENATOR - DISTRICT NO. 23						
KAVANAGH, JOHN	201200102	Republican		\$0.00	\$0.00	\$0.00
PENNYPACKER, PAULA	201400434	Democratic		\$0.00	\$0.00	\$0.00
Office Totals:				\$0.00	\$0.00	\$0.00
STATE SENATOR - DISTRICT NO. 24						
FOLLETTE, WILLIAM THOMAS	201400533	Republican		\$0.00	\$0.00	\$0.00
HOBBS, KATIE	201200026	Democratic		\$0.00	\$0.00	\$0.00
Office Totals:				\$0.00	\$0.00	\$0.00
STATE SENATOR - DISTRICT NO. 25						
WORSLEY, ROBERT	201200424	Republican		\$0.00	\$0.00	\$0.00
ZACHARY, STEVEN	201400428	Democratic	X	\$22,880.00	\$0.00	\$22,880.00
Office Totals:				\$22,880.00	\$0.00	\$22,880.00
STATE SENATOR - DISTRICT NO. 26						
ABLESER, EDWARD Z	201400198	Democratic	X	\$22,880.00	\$0.00	\$22,880.00
EAMES, DALE	201400840	Independent		\$0.00	\$0.00	\$0.00
Office Totals:				\$22,880.00	\$0.00	\$22,880.00
STATE SENATOR - DISTRICT NO. 27						
MIRANDA, CATHERINE	201400086	Democratic		\$0.00	\$0.00	\$0.00
TASWELL, NATALIE VICTORIA	201400899			\$0.00	\$0.00	\$0.00
Office Totals:				\$0.00	\$0.00	\$0.00
STATE SENATOR - DISTRICT NO. 28						
BUTLER, KELLI	201400484	Democratic	X	\$22,880.00	\$0.00	\$22,880.00
DRIGGS, ADAM	201000155	Republican		\$0.00	\$0.00	\$0.00
IANNUZO, JAMES	200493242	Libertarian		\$0.00	\$0.00	\$0.00
Office Totals:				\$22,880.00	\$0.00	\$22,880.00

<i>Office Sought</i>				General Initial	General	Total
Candidate Name	Committee ID	Party	Part?	Disbursement	Equalizing Disbursement	Disbursement
STATE SENATOR - DISTRICT NO. 29						
NUTTLE, CRYSTAL	201400107	Republican		\$0.00	\$0.00	\$0.00
QUEZADA, MARTIN J.	201200170	Democratic		\$0.00	\$0.00	\$0.00
Office Totals:				\$0.00	\$0.00	\$0.00
STATE SENATOR - DISTRICT NO. 30						
COX, GARY	201400385	Republican		\$0.00	\$0.00	\$0.00
MEZA, ROBERT	201200004	Democratic		\$0.00	\$0.00	\$0.00
Office Totals:				\$0.00	\$0.00	\$0.00
STATE REPRESENTATIVE - DISTRICT 1						
CAMPBELL, NOEL	201400388	Republican	X	\$15,253.00	\$0.00	\$15,253.00
CUCCIA, FRANK JAMES	201400397	Democratic	X	\$22,880.00	\$0.00	\$22,880.00
FANN, KAREN ELIZABETH MS	201200041	Republican		\$0.00	\$0.00	\$0.00
Office Totals:				\$38,133.00	\$0.00	\$38,133.00
STATE REPRESENTATIVE - DISTRICT 2						
ACKERLEY, JOHN CHRISTOP	201400236	Republican	X	\$22,880.00	\$0.00	\$22,880.00
CLINCO, DEMION	201400496	Democratic	X	\$22,880.00	\$0.00	\$22,880.00
GABALDON, ROSANNA	201400125	Democratic	X	\$22,880.00	\$0.00	\$22,880.00
Office Totals:				\$68,640.00	\$0.00	\$68,640.00
STATE REPRESENTATIVE - DISTRICT 3						
GONZALES, SALLY ANN	201200342	Democratic		\$0.00	\$0.00	\$0.00
SALDATE, MACARIO IV	201200293	Democratic		\$0.00	\$0.00	\$0.00
Office Totals:				\$0.00	\$0.00	\$0.00
STATE REPRESENTATIVE - DISTRICT 4						
FERNANDEZ, CHARLENE R IV	201400828	Democratic		\$0.00	\$0.00	\$0.00
HOPKINS, RICHARD	201400424	Republican		\$0.00	\$0.00	\$0.00
OTONDO, LISA	201400331	Democratic		\$0.00	\$0.00	\$0.00
Office Totals:				\$0.00	\$0.00	\$0.00
STATE REPRESENTATIVE - DISTRICT 5						
BORRELLI, SONNY	201200349	Republican		\$0.00	\$0.00	\$0.00
COBB, REGINA	201400516	Republican		\$0.00	\$0.00	\$0.00
LONGORIA, JOSEPH	201400483	Democratic	X	\$22,880.00	\$0.00	\$22,880.00
WEISSER, BETH	201400462	Democratic		\$0.00	\$0.00	\$0.00
Office Totals:				\$22,880.00	\$0.00	\$22,880.00
STATE REPRESENTATIVE - DISTRICT 6						
BARTON, BRENDA	201200151	Republican		\$0.00	\$0.00	\$0.00
MORRISON, LANNY	201400436	Democratic		\$0.00	\$0.00	\$0.00
THORPE, ROBERT J	201400459	Republican	X	\$22,880.00	\$0.00	\$22,880.00
Office Totals:				\$22,880.00	\$0.00	\$22,880.00
STATE REPRESENTATIVE - DISTRICT 7						
BENALLY, JENNIFER DELPHI	201400406	Democratic		\$0.00	\$0.00	\$0.00
HALE, ALBERT	201400566	Democratic		\$0.00	\$0.00	\$0.00
Office Totals:				\$0.00	\$0.00	\$0.00
STATE REPRESENTATIVE - DISTRICT 8						
CASILLAS, CARMEN	201400849	Democratic	X	\$22,880.00	\$0.00	\$22,880.00
PRATT, FRANK	201400108	Republican		\$0.00	\$0.00	\$0.00
SHOPE, THOMAS R JR.	201200100	Republican		\$0.00	\$0.00	\$0.00

<i>Office Sought</i>				General Initial	General	Total
Candidate Name	Committee ID	Party	Part?	Disbursement	Equalizing Disbursement	Disbursement
Office Totals:				\$22,880.00	\$0.00	\$22,880.00
STATE REPRESENTATIVE - DISTRICT 9						
FRIESE, RANDALL S	201400368	Democratic		\$0.00	\$0.00	\$0.00
ORR, ETHAN	201200317	Republican		\$0.00	\$0.00	\$0.00
STEELE, VICTORIA	201200238	Democratic		\$0.00	\$0.00	\$0.00
Office Totals:				\$0.00	\$0.00	\$0.00
STATE REPRESENTATIVE - DISTRICT 10						
CLODFELTER, TODD	201400044	Republican		\$0.00	\$0.00	\$0.00
MACH, STEFANIE	201400457	Democratic		\$0.00	\$0.00	\$0.00
WHEELER, BRUCE	201400058	Democratic		\$0.00	\$0.00	\$0.00
WILDISH, WILLIAM	201400440	Republican	X	\$22,880.00	\$0.00	\$22,880.00
Office Totals:				\$22,880.00	\$0.00	\$22,880.00
STATE REPRESENTATIVE - DISTRICT 11						
FINCHEM, MARK	201400155	Republican	X	\$15,253.00	\$0.00	\$15,253.00
LEACH, VENDEN "VINCE" W	201400102	Republican		\$0.00	\$0.00	\$0.00
LYON, HOLLACE D.	201400526	Democratic	X	\$22,880.00	\$0.00	\$22,880.00
Office Totals:				\$38,133.00	\$0.00	\$38,133.00
STATE REPRESENTATIVE - DISTRICT 12						
FARNSWORTH, EDDIE	201400352	Republican		\$0.00	\$0.00	\$0.00
PETERSEN, WARREN	201200227	Republican		\$0.00	\$0.00	\$0.00
ROTHANS, DJ	201400426	Democratic	X	\$22,880.00	\$0.00	\$22,880.00
Office Totals:				\$22,880.00	\$0.00	\$22,880.00
STATE REPRESENTATIVE - DISTRICT 13						
HANSEN, STEVE	201400437	Democratic	X	\$22,880.00	\$0.00	\$22,880.00
MITCHELL, DARIN	201400038	Republican		\$0.00	\$0.00	\$0.00
MONTENEGRO, STEVE B	201000166	Republican		\$0.00	\$0.00	\$0.00
Office Totals:				\$22,880.00	\$0.00	\$22,880.00
STATE REPRESENTATIVE - DISTRICT 14						
BURTON, JAMES C	201400527	Democratic	X	\$22,880.00	\$0.00	\$22,880.00
GOWAN, DAVID	201200129	Republican		\$0.00	\$0.00	\$0.00
STEVENS, DAVID	201200013	Republican		\$0.00	\$0.00	\$0.00
Office Totals:				\$22,880.00	\$0.00	\$22,880.00
STATE REPRESENTATIVE - DISTRICT 15						
ALLEN, JOHN M	201400113	Republican		\$0.00	\$0.00	\$0.00
CARTER, HEATHER	201000575	Republican		\$0.00	\$0.00	\$0.00
Office Totals:				\$0.00	\$0.00	\$0.00
STATE REPRESENTATIVE - DISTRICT 16						
COLEMAN, DOUGLAS KENT	201400031	Republican		\$0.00	\$0.00	\$0.00
PRIOR, CARA LEE	201200610	Democratic		\$0.00	\$0.00	\$0.00
TOWNSEND, KELLY	201400239	Republican	X	\$15,253.00	\$0.00	\$15,253.00
Office Totals:				\$15,253.00	\$0.00	\$15,253.00
STATE REPRESENTATIVE - DISTRICT 17						
LEE, DANIELLE	201400332	Democratic	X	\$22,880.00	\$0.00	\$22,880.00
MESNARD, J.D.	201000365	Republican		\$0.00	\$0.00	\$0.00
WENINGER, JEFF	201400106	Republican		\$0.00	\$0.00	\$0.00
Office Totals:				\$22,880.00	\$0.00	\$22,880.00

Office Sought						
Candidate Name	Committee ID	Party	Part?	General Initial Disbursement	General Equalizing Disbursement	Total Disbursement
STATE REPRESENTATIVE - DISTRICT 18						
EPSTEIN, DENISE "MITZI"	201400486	Democratic		\$0.00	\$0.00	\$0.00
NORGAARD, JILL	201400120	Republican		\$0.00	\$0.00	\$0.00
ROBSON, BOB	201200015	Republican		\$0.00	\$0.00	\$0.00
Office Totals:				\$0.00	\$0.00	\$0.00
STATE REPRESENTATIVE - DISTRICT 19						
CARDENAS, MARK	201200450	Democratic		\$0.00	\$0.00	\$0.00
ESPINOZA, JOSE DIEGO	201400541	Democratic		\$0.00	\$0.00	\$0.00
JOHNSON, SOPHIA E.	201400054	Republican		\$0.00	\$0.00	\$0.00
Office Totals:				\$0.00	\$0.00	\$0.00
STATE REPRESENTATIVE - DISTRICT 20						
BOYER, PAUL	201200308	Republican		\$0.00	\$0.00	\$0.00
KERN, ANTHONY T	201400092	Republican	X	\$22,880.00	\$0.00	\$22,880.00
SCHWABENLENDER, AMY RC	201400218	Democratic		\$0.00	\$0.00	\$0.00
Office Totals:				\$22,880.00	\$0.00	\$22,880.00
STATE REPRESENTATIVE - DISTRICT 21						
GRAY, L. RICHARD	201200120	Republican		\$0.00	\$0.00	\$0.00
LUMM, ESTHER DURÁN	201400461	Democratic	X	\$22,880.00	\$0.00	\$22,880.00
RIVERO, JOSE	201400448	Republican		\$0.00	\$0.00	\$0.00
Office Totals:				\$22,880.00	\$0.00	\$22,880.00
STATE REPRESENTATIVE - DISTRICT 22						
BOTHA, FREDERICK GEORGE	201400128	Independent	X	\$26,693.00	\$0.00	\$26,693.00
BOYCE-WILSON, BONNIE	201400529	Democratic	X	\$22,880.00	\$0.00	\$22,880.00
LIVINGSTON, DAVID ALAN	201200401	Republican		\$0.00	\$0.00	\$0.00
LOVAS, PHIL	201200283	Republican		\$0.00	\$0.00	\$0.00
WOODS, LARRY	201400536	Democratic	X	\$22,880.00	\$0.00	\$22,880.00
Office Totals:				\$72,453.00	\$0.00	\$72,453.00
STATE REPRESENTATIVE - DISTRICT 23						
LAWRENCE, JAY	201400324	Republican		\$0.00	\$0.00	\$0.00
UGENTI, MICHELLE B	201200029	Republican		\$0.00	\$0.00	\$0.00
Office Totals:				\$0.00	\$0.00	\$0.00
STATE REPRESENTATIVE - DISTRICT 24						
ALSTON, LELA	201200019	Democratic		\$0.00	\$0.00	\$0.00
CLARK, KEN	201000305	Democratic		\$0.00	\$0.00	\$0.00
CORTEZ, LEI LANI S	201400353	Republican		\$0.00	\$0.00	\$0.00
Office Totals:				\$0.00	\$0.00	\$0.00
STATE REPRESENTATIVE - DISTRICT 25						
BOWERS, RUSSELL W "RUST	201400431	Republican		\$0.00	\$0.00	\$0.00
BUTLER, DAVID	201400200	Democratic	X	\$22,880.00	\$0.00	\$22,880.00
KIELSKY, MICHAEL	201400845	Libertarian		\$0.00	\$0.00	\$0.00
OGEA, SHEILA	201400201	Democratic	X	\$22,880.00	\$0.00	\$22,880.00
OLSON, JUSTIN	201000526	Republican		\$0.00	\$0.00	\$0.00
Office Totals:				\$45,760.00	\$0.00	\$45,760.00
STATE REPRESENTATIVE - DISTRICT 26						
MENDEZ, JUAN JOSE	201400217	Democratic	X	\$22,880.00	\$0.00	\$22,880.00
ROY, JAMES	201400275	Republican	X	\$22,880.00	\$0.00	\$22,880.00

Office Sought				General Initial	General	Total
Candidate Name	Committee ID	Party	Part?	Disbursement	Equalizing	Disbursement
SHERWOOD, ANDREW	201400179	Democratic	X	\$22,880.00	\$0.00	\$22,880.00
WILL, CHRIS AH MS	201400545	Libertarian		\$0.00	\$0.00	\$0.00
Office Totals:				\$68,640.00	\$0.00	\$68,640.00
STATE REPRESENTATIVE - DISTRICT 27						
BOLDING, REGINALD	201400464	Democratic		\$0.00	\$0.00	\$0.00
JACKSON, MYRON L	201400901	Republican		\$0.00	\$0.00	\$0.00
RIOS, REBECCA	201400407	Democratic		\$0.00	\$0.00	\$0.00
TELLO, JOSE R	201400902	Republican		\$0.00	\$0.00	\$0.00
Office Totals:				\$0.00	\$0.00	\$0.00
STATE REPRESENTATIVE - DISTRICT 28						
BOLICK, SHAWNNA L.M.	201400165	Republican		\$0.00	\$0.00	\$0.00
BROPHY MCGEE, KATE	201000338	Republican		\$0.00	\$0.00	\$0.00
DOKO, ZHANI VASIL	201400025	Libertarian		\$0.00	\$0.00	\$0.00
MEYER, ERIC	201000298	Democratic		\$0.00	\$0.00	\$0.00
Office Totals:				\$0.00	\$0.00	\$0.00
STATE REPRESENTATIVE - DISTRICT 29						
ANDRADE, RICHARD C	201400522	Democratic		\$0.00	\$0.00	\$0.00
BORDERS AARON	201400040	Republican		\$0.00	\$0.00	\$0.00
VELASQUEZ, CECI	201400505	Democratic		\$0.00	\$0.00	\$0.00
Office Totals:				\$0.00	\$0.00	\$0.00
STATE REPRESENTATIVE - DISTRICT 30						
GIDWANI, MICHAEL AARON	201200635	Republican		\$0.00	\$0.00	\$0.00
LARKIN, JONATHAN	201200310	Democratic		\$0.00	\$0.00	\$0.00
LYON, JOHN	201400127	Republican		\$0.00	\$0.00	\$0.00
MCCUNE DAVIS, DEBBIE	200693384	Democratic		\$0.00	\$0.00	\$0.00
Office Totals:				\$0.00	\$0.00	\$0.00
Totals:				\$1,800,000.00	\$0.00	\$1,800,000.00

Rulemaking & Legislation

Vision Statement

Through the successful implementation of the Arizona Citizens Clean Elections Act, the Commission seeks to improve the integrity of Arizona state government and promote public confidence in the Arizona political process.

Commission Rulemaking Authority

In accordance with A.R.S. § 16-956(C), the Commission may adopt rules to carry out the purposes of the Citizens Clean Elections Act.

The Commission proposes and adopts rules in public meetings, with at least sixty days allowed for interested parties to comment after the rules are proposed. After consideration of the comments received in the sixty day comment period, the Commission may adopt the rule in an open meeting.

Rules adopted by the Commission are not effective until January 1 in the year following the adoption of the rule. However, rules adopted by unanimous vote may be immediately effective and enforceable.

In 2014, the Commission made amendments to the following rules:

- A.A.C. R2-20-109
- A.A.C. R2-20-206

2014 Legislation & Regulation

The Commission diligently makes changes to its rules and procedures to address concerns and improve the functions of the program. The Commission adopted the following legislative principles and priorities in an effort to improve the Act and Commission procedures:

Oppose efforts to defund or eliminate the Citizens Clean Elections Act and/or the Commission and oppose efforts to diminish or restrict the enforcement authority of the Commission.

Over several sessions, members of the legislature have proposed measures seeking to defund or eliminate the Clean Elections Act or the Commission. Additionally, members of the legislature have sought to diminish or restrict the Commission's enforcement authority. The Commission works to maintain the letter and spirit of the law as passed by voters and supports efforts that further, not undermine, the purpose of the Act.

Support election law reforms and continue to refine regulations.

Election law issues continue to percolate through both the political and legal process. The Commission seeks to advance reforms including improving the public financing program, improving the campaign finance code to ensure voters are receiving information about the identity and contributions of campaign contributors and expenditures, and ensuring changes improve the State's anti-corruption, anti-circumvention and informational interests, the Clean Elections Act and the Commission's independence. In a similar vein, the Commission will continue to review its rules and consider improvements for the purpose of ensuring the public's interest in administration and enforcement is advanced. In 2014, the Commission addressed issues related to non-participating candidates and independent expenditures.

Extend or make permanent E-Qual pilot program.

In 2011, the legislature passed the E-Qual program which permits candidates to obtain a certain number of petition signatures and \$5 qualifying contributions through an electronic system. The Commission supported the continuation for the program and it was made permanent by Laws 2014, Chapter 45 Section 3.

Enhance voter education.

Constituents and legislators have expressed interest in various topics aimed at enhancing voter education and outreach. The Commission supports the allowance of the Commission to engage in education and outreach efforts related to judicial retention elections, county and federal elections, and state initiatives and referenda. The Commission supports the funding and enforcement of constituent communication accounts to allow officeholders to engage with their constituents. The Commission supports restoring the \$5 tax check off box revenue source to the Arizona tax form to fund these efforts.

Refreshment of Election Equipment

The replacement of election equipment is recommended every ten years to ensure the equipment does not become antiquated and maintains proper functionality. Counties have expressed interest in supplemental funding sources to assist in this major capital expense. The Commission supports being able to assist in expenditures related to the refreshment of election equipment for Arizona county elections departments to ensure voters have the highest confidence possible in voting system hardware.

Looking Forward to 2015



Here is a preview of what the Commission is looking forward to in 2015:

Election Officials' Roundtable Event

The Commission hosted a Roundtable event for Arizona election officials on February 3, 2015. The goal was to gather valuable feedback to help craft future educational messages. The discussion focused on locating trends across Arizona on various topics such as:

- What went well in 2014;
- Areas for improvement in 2016;
- Voter trends;
- Potential educational opportunities for 2016.

2015 Education Plan

The Commission will build on developing its voter education efforts in 2015. The plan focuses on educating both candidates and those who are interested in becoming involved in the political process, as well as registered and potential voters.

2016 Election Cycle ~ Candidate Information

Candidates can begin collecting \$5 qualifying contributions on August 1, 2015, the start of the qualifying period. Candidates must collect a minimum number of qualifying contributions, as referenced below;

Governor	Secretary of State	Attorney General	Treasurer	Supt. Of Public Inst.	Corporation Commission	Mine Inspector	Legislature
4,500	2,800	2,800	1,700	1,700	1,700	650	250

However, the Commission recommends that a candidate collect at least 20% more qualifying contributions than the minimum number required:

Governor	Secretary of State	Attorney General	Treasurer	Supt. Of Public Inst.	Corporation Commission	Mine Inspector	Legislature
5,400	3,360	3,360	2,040	2,040	2,040	780	300

Commission Structure & Mission

The Citizens Clean Elections Commission was established by the enactment of the Citizens Clean Elections Act, A.R.S., Title 16, Chapter 6, Article 2. In addition to administering the provisions of Article 2, the Commission promulgates rules and enforces A.R.S. §§ 16-940 through 16-961.

The Commission's mission is to fairly, faithfully and fully implement and administer the Citizens Clean Elections Act.

The Citizens Clean Elections Commission consists of five members. All members must be registered to vote in the State of Arizona. No more than two members of the commission may be members of the same political party. No more than two members of the commission may be residents of the same county.

Commissioners & Staff

Commissioners

Chairman Timothy J. Reckart (R)
Pima County, AZ
Appointed 2010

Louis J. Hoffman (D)
Maricopa County, AZ
Appointed 2009

Thomas J. Koester (I)
Pima County, AZ
Appointed 2011

Mitchell C. Laird (R)
Maricopa County, AZ
Appointed 2012

Steve M. Titla (D)
Gila County, AZ
Appointed 2013

Commission Staff

Thomas M. Collins, Executive Director
Sara A. Larsen, Fin. Affairs & Compliance Officer
Gina Roberts, Voter Education Manager
Mike Becker, Policy Director
Paula Thomas, Executive Officer
Alec Shaffer, Executive Support Specialist

2014 Commissioner Biographies

Timothy J. Reckart- Republican– Pima County (2014 Chairman)

Former Governor Jan Brewer appointed Timothy Reckart to the Citizens Clean Elections Commission. Mr. Reckart is a partner of the law firm of Rusing Lopez & Lizardi, PLLC where his practice focuses on the formation and venture financing of emerging growth companies, intellectual property transactions and commercial corporate matters. He holds a bachelor's degree in nuclear engineering from MIT, a master's degree in nuclear engineering from the University of California, Berkley and an MBA and law degree from Stanford University. Mr. Reckart has been married to his wife, Jane, for 29 years and has six children, Angela, Timothy Jr., Daniel, Justin, Madeline and Elizabeth. Mr. Reckart's term on the Citizens Clean Elections Commission expires in January of 2015.

Louis J. Hoffman - Democrat – Maricopa County

Former Attorney General Terry Goddard appointed Louis Hoffman to the Citizens Clean Elections Commission. Commissioner Hoffman earned his undergraduate degree from Princeton University and his law degree from Harvard Law School. Mr. Hoffman moved to Arizona in 1984 and joined the law firm of Brown & Bain. In 1991 Commissioner Hoffman started the law firm of Louis J. Hoffman, P.C. (now the Hoffman Patent Firm) to assist inventors and companies in protecting patents, copyrights, and trademarks. As one of the original drafters of the Citizens Clean Elections Act, Commissioner Hoffman has been at the forefront of campaign finance reform in Arizona. Commissioner Hoffman has been married to his wife, Kathy, for 24 years and has two children, Seth and Ellie. Mr. Hoffman's term on the Citizens Clean Elections Commission expired on January 31, 2014. Pursuant to state law, Commissioner Hoffman continued to serve until the end of 2014.

Thomas J. Koester – Independent - Pima County

Former Corporation Commissioner Paul Newman appointed Thomas Koester to the Citizens Clean Elections Commission. Commissioner Koester served as Vice President of Morgan Stanley for 38 years. In addition, Mr. Koester served honorably in the United States Air Force, achieving the rank of Captain. Commissioner Koester and his wife, Patricia, currently reside in Tucson. They have three sons. Mr. Koester's term on the Citizens Clean Elections Commission expires in January of 2016.

Mitchell C. Laird– Republican - Maricopa County

Former Governor Jan Brewer appointed Mitchell C. Laird in 2012 to the Citizens Clean Elections Commission. Mr. Laird graduated from Grand Canyon University (GCU) in 1972 and received his Juris Doctor degree in 1976 from the Arizona State University College of Law. In 2004 he received an Honorary Doctor of Laws degree from his alma mater GCU. In 1976 Mr. Laird was admitted to the State Bar of Arizona and founded his own law firm now known as Laird & Associates, P.C. Mr. Laird has served as President of the GCU Alumni Association and for 13 years taught business law at GCU. Mr. Laird served for many years as general counsel to GCU and has also served as general counsel to the Arizona Republican Party. He currently serves as the Chief Operating Officer of a non-profit organization known as Canyon Institute that promotes education and other charitable endeavors. Mr. Laird has been a Burger King franchisee since 1994 and owns 28 Burger King restaurants throughout Arizona. Mr. Laird currently serves as Chairman of the Board of the National Franchise Association and has served as President of the Southwest Franchise Association. Mr. Laird is a member of the Board of Directors of the Arizona Chamber of Commerce. Mr. Laird and Becki, his wife of 40 years, have three sons, and three grandsons. All three of his sons have served our Country in the U.S. Military and two of them each served two tours in Iraq. Mr. Laird's term on the Citizens Clean Elections Commission expires in January of 2017.

Steve M. Titla – Democrat - Gila County

Former Senate Democratic Leader Leah Landrum Taylor appointed Steve M. Titla in July 2013 to the Citizens Clean Elections Commission. Mr. Titla is a partner in the Titla & Parsi law firm and is admitted to practice law both in Arizona and on the San Carlos Apache Reservation. The firm represents the San Carlos Apache Tribe as special counsel and has also served as legal counsel for the election boards of the San Carlos Apache and San Juan Southern Paiute Tribes. Previously, Mr. Titla was an attorney with the Navajo Nation Department of Justice and has served as president of the National Native American Bar Association. In addition to a B.S. and J.D. from Arizona State University, Mr. Titla earned an M.B.A. from the University of Phoenix. From 1974-76 Mr. Titla served in the U.S. Marine Corps, leaving with an honorable discharge. He also served in the Arizona National Guard until his honorable discharge in 1980. Mr. Titla's term on the Citizens Clean Elections Commission expires in January of 2018.

Telephone: 602-364-3477
Toll Free: 1-877-631-8891
Fax: 602-364-3487
E-mail: ccec@azcleaselections.gov



1616 W. Adams St., Suite 110
Phoenix, Arizona 85007