

ALL-MAIL VOTING INSTRUCTIONS

Please read these instructions carefully **BEFORE** you start voting.

STEP 1: VOTE by filling in the oval in front of the candidate(s) or issue(s). Completely fill in the oval with black or blue ink.

STEP 2: INSERT your voted ballot into the return envelope and seal the envelope.

STEP 3: SIGN your name on the affidavit portion of the return envelope, if you cannot sign due to illness, injury, or physical limitation, have the person assisting you sign his or her name and complete the Voter Assistance section on the affidavit. POWER OF ATTORNEY is NOT valid for voting purposes in the State of Arizona. **THE BALLOT WILL NOT BE COUNTED WITHOUT THE VOTERS SIGNATURE ON THE AFFIDAVIT ENVELOPE.**


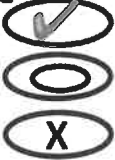

STEP 4: RETURN your ballot in the return envelope in any of the following ways.

- Use the **DROP BOX** in the General Services Building parking lot located at 921 Thatcher Blvd., Safford, AZ.
- Deliver it to the Graham County Recorder's Office, 921 Thatcher Blvd., Safford AZ
- BY MAIL – **We suggest you mail your ballot at least seven (7) days prior to Election Day.**

NOTE:

- In order to be valid and counted, the ballot MUST be received by 7:00 P.M. on Election Day.

HOW TO MARK YOUR BALLOT

CORRECT	WRONG	WRITE –IN
 Fill in Oval Completely		 <u>CANDIDATE NAME</u> Fill in Oval <u>and</u> Write Name

WARNING-It is a felony to offer or receive any compensation for a ballot.

Please note when voting early: if voting for more candidates than permitted (an "over vote"), no votes for that office will be counted. **If you spoil or damage your ballot, you may contact The Recorder's Office at (928) 428-3560 or email RecordersOffice@graham.az.gov**